

ARKANSAS RAZORBACKS

Associate Communications Director Jeri Thorpe | jthorpe@uark.edu | Cell-479-283-3344

'16-'17 SCHEDULE

All: 12-6 | SEC: 1-4 | H: 8-3 | A: 2-3 | N: 2-0 | Ranked: 0-1

NOVEMBER (7-0)		W/L	SCORE
3	OKLA. BAPTIST (EXH)	W	79-32
11	SAM HOUSTON STATE	SECN+ W	71-39
13	LOUISIANA-MONROE	- W	92-46
17	SOUTH DAKOTA	SECN+ W	70-67
21	STETSON	SECN+ W	79-62
25	vs. Memphis!	- W	91-61
26	vs. Navy!	- W	70-67
30	at Tulsa	CST W	57-50

DECEMBER (4-2)

3	TEXAS TECH*	SECN W	66-60
7	BUTLER	SECN+ W	68-50
11	at Missouri State	ESPN3 L	64-62
18	NORTHWESTERN STATE	SECN+ W	65-36
21	ORAL ROBERTS	SECN+ L	70-60
28	HOUSTON BAPTIST	SECN+ W	101-40

JANUARY (1-4)

1	at Ole Miss*	SECN L	73-64
5	#4/4 MISSISSIPPI STATE*	SECN+ L	59-51
8	LSU *	SECN+ L	53-52
12	at Texas A&M*	SECN+ L	90-65
15	at Alabama*	SECN W	68-50
19	VANDERBILT*	SECN+ 7 P.M.	7 P.M.
23	MISSOURI*	SECN 6 P.M.	6 P.M.
29	at LSU*	SECN 1 p.m.	1 p.m.

FEBRUARY (0-0)

2	GEORGIA*	SECN+ 7 P.M.	7 P.M.
5	SOUTH CAROLINA*	ESPN2 1 P.M.	1 P.M.
9	at Florida*	SECN+ 6 p.m.	6 p.m.
12	at Missouri*	SECN 5 p.m.	5 p.m.
16	KENTUCKY*	SECN+ 7 P.M.	7 P.M.
19	at Tennessee*	SECN 2 p.m.	2 p.m.
23	at Vanderbilt*	SECN+ 7 p.m.	7 p.m.
26	AUBURN*	SECN 2 P.M.	2 P.M.

MARCH (0-0)

1-5	SEC Tournament	SECN/ESPNU/ESPN2	TBA
-----	----------------	------------------	-----

! - Nugget Classic (Reno, Nevada)
 ^ - SEC/Big 12 Challenge (Campus Sites)
 * - Southeastern Conference Game
 All home games played in BWA (19,200)
 All times central and subject to change.

SEASON HONORS

Jessica Jackson

- ▶ Preseason All-SEC First Team selection (Coaches)
- ▶ CollegeSportsMadness.com SEC Player of the Week (Dec. 5)
- ▶ Senior CLASS Award nominee

Jailyn Mason

- ▶ SEC Freshman of the Week (Nov. 29)
- ▶ SEC Freshman of the Week (Jan. 17)

GAME 19 | ARKANSAS (12-6 | 1-4 SEC) VS. VANDERBILT (10-8, 0-5)

RAZORBACKS

Head Coach: Jimmy Dykes

@CoachJimmyDykes


At Arkansas: 42-38 (3)

Career Record: 42-38 (3)

W/L Streak: W1

SERIES INFO

All Time: 7-23 | Fayetteville: 6-8 | Nashville: 1-14 | Neutral: 0-1 | Streak: Arkansas W1

 <http://es.pn/2inG0pm> \ SEC Network Plus

 Razorback Sports Network \ PxP: Phil Elson
 LR - KABZ-FM-103.7 \ Fayetteville - KOSM-FM-92.1 \ Ft. Smith - KFPW-AM-1230/FM-94.5 \ Rogers - KURM-AM-790/FM-100.3

 <http://statb.us/v/ark/154786> - live stats



LADY COMMODORES

Coach: Stephanie White

School Record: 10-8 (1)

Career Record: 10-8 (1)

W/L Streak: L7



STORYLINES

JESSICA JACKSON

- ▶ Single season best 15 consecutive games with double figures (opening game-Miss State)
- ▶ Jackson's career-best 34 points against HBU is the second highest point total by an SEC player this year
- ▶ Ranks fifth in career points (1,708), seventh in blocks (124) and 11th in career rebounds (673)
- ▶ Season goal is to shoot more FT (62-87) than 3's (27-76)
- ▶ 92 career games with double figure scoring
- ▶ 24 games with 20+ points (four as a senior)
- ▶ Jessica Jackson ranks 11th in the SEC in all games, averaging 15.8 points per game and 11th with 269 points scored.
- ▶ Also in the SEC: ranks 16th for field goal percentage (41.5), tied for 10th in 3-pointers made (1.6), and 14th in offensive rebounds (2.6) in all games.



DEFENSE DEFINES US

- ▶ 480 defensive rebounds
- ▶ Holding opponents to .369 from the field
- ▶ Twelve of 17 opponents below their season shooting average - 9-3 when that happens
- ▶ Held five opponents to less than 30% from the floor including one SEC opponent (LSU) and held Alabama to 30.9% in a win in Tuscaloosa
- ▶ Forced 280 turnovers

TOUGH SCHEDULE

- ▶ Arkansas faces four nonconference and 14 total opponents who advanced to the postseason last year
- ▶ The Razorbacks defeated the 2016 WNIT Champion South Dakota, who returned all of its starters from a year ago
- ▶ This week in the polls - (AP/USA TODAY): Mississippi State (4/4), South Carolina (5/5), LSU (RV 6/-), Kentucky (RV 4/-), Tennessee (RV -/18), Texas A&M (RV -/16)

NEWCOMERS CONTRIBUTE

- ▶ McDonald's All-American **Aaliyah Wilson** made her collegiate debut against Stetson
- ▶ Even though **Bailey Zimmerman** and **Keiryn Swenson** are sophomores, they are seeing significantly more playing time and better numbers this season
- ▶ **Bailey Zimmerman** ranks 21st in the NCAA with a 5.0 assist/turnover ratio
- ▶ **Jailyn Mason** -- Career bests for points (11), FG (5), FGA (10), Rebounds (6) against Stetson. Mason earned **SEC Freshman of the Week** honors Nov. 29 after helping Arkansas to the Nugget Classic title in Reno; She earned her second **SEC Freshman of the Week** (Jan. 17) honor after leading the Razorbacks to its first SEC win of the year at Alabama.



LAST GAME'S STARTERS NUMERICAL

NO.	NAME	POS	HT	CL	HOMETOWN/HS/PREVIOUS SCHOOL	PPG	RGP	APG	FG%	3FG%	FT%
00	Jessica Jackson	F	6-3	Sr	Jacksonville, Ark./Jacksonville HS	15.8	6.4	1.6	.415	.355	.713
2	Aaliyah Wilson	G/F	5-10	Fr	Muskogee, Okla./Muskogee HS	4.9	2.8	1.7	.302	.308	.833
3	Malica Monk	G	5-5	So	N. Little Rock, Ark./NLR HS	10.8	2.3	3.3	.475	.333	.804
4	Keiryn Swenson	G/F	6-1	So	Wichita, Kan. /Maize HS	9.5	4.7	0.4	.522	.521	.824
10	Kiara Williams	F/C	6-1	Fr	Little Rock, Ark./Little Rock Central HS	3.2	3.1	0.1	.619	.000	.273
14	Jailyn Mason	PG	5-9	Fr	Mason, Ohio/William Mason HS	7.8	4.5	3.6	.424	.381	.556
20	Sydney Stout	F	6-0	Fr	Bixby, Okla./Bixby HS	2.6	1.6	0.4	.400	.375	.500
21	Devin Cospser	G	5-10	Jr	Coffeyville, Kan. / Field Kindley HS / Coffeyville CCC	6.8	2.6	2.1	.376	.220	.684
22	Bailey Zimmerman	G/F	6-0	So	St. Vincent, Ark. /Wonderview HS	4.1	4.4	1.2	.317	.238	.407
35	Alecia Cooley	C	6-3	Sr	Evanston, Ill./Evanston Township/State Fair CC	7.7	5.4	0.9	.485	.000	.726
42	Yasmeen Ratliff	C	6-5	Fr	Alpharetta, Ga./St. Francis Day	DNP					

ROSTER SUPERLATIVES

BY YEAR

SR	2	Jackson, Cooley
JR	1	Cospser
SO	3	Monk, Swenson, Zimmerman
FR	5	Wilson, Williams, Mason, Stout, Ratliff

BY STATE

Arkansas	4	Jackson, Monk, Williams, Zimmerman
Illinois	1	Cooley
Georgia	1	Ratliff
Kansas	2	Swenson, Cospser
Ohio	1	Mason
Oklahoma	2	Wilson, Stout

BY POSITION

Guard	3	Monk, Mason, Cospser
G/F	3	Wilson, Swenson, Zimmerman
Forward	3	Jackson, Williams, Stout
Center	2	Cooley, Ratliff

PRONUNCIATION GUIDE

Aaliyah	uh-LEE-uh
Malica	mal-i-ka
Keiryn	KEER-rynn
Kiara	key-ARE-uh
Jailyn	JAY-lynn
Alecia	uh-LEE-c-uh
Yasmeen	yas-MEAN
Tari	TAR-e
Deffebaugh	DEFF-uh-baugh

STARTING LINEUPS

OPPONENT	GUARD	GUARD	FORWARD	FORWARD	CENTER
OK BAPT (Exh)	Monk	Mason	Jackson	Zimmerman	Cooley
SHSU	Monk	Mason	Jackson	Zimmerman	Cooley
ULM	Monk	Mason	Jackson	Zimmerman	Cooley
S DAKOTA	Monk	Mason	Jackson	Zimmerman	Cooley
STETSON	Monk	Mason	Jackson	Zimmerman	Cooley
vs. Memphis	Monk	Mason	Jackson	Zimmerman	Cooley
vs. Navy	Monk	Mason	Jackson	Zimmerman	Cooley
at Tulsa	Monk	Mason	Jackson	Zimmerman	Cooley
TEXAS TECH	Monk	Mason	Jackson	Zimmerman	Cooley
BUTLER	Monk	Mason	Jackson	Zimmerman	Cooley
at Mo State	Monk	Mason	Jackson	Zimmerman	Cooley
Northwestern St.	Monk	Mason	Jackson	Zimmerman	Cooley
ORU	Cospser	Mason	Jackson	Zimmerman	Cooley
OPPONENT	GUARD	GUARD	FORWARD	FORWARD	CENTER
HBU	Cospser	Mason	Jackson	Zimmerman	Swenson
Ole Miss	Cospser	Mason	Jackson	Zimmerman	Swenson
MISS STATE	Monk	Mason	Jackson	Cospser	Swenson
OPPONENT	GUARD	GUARD	FORWARD	FORWARD	CENTER
LSU	Monk	Mason	Jackson	Cospser	Cooley
Texas A&M	Monk	Mason	Jackson	Cospser	Cooley
Alabama	Monk	Mason	Swenson	Cospser	Cooley
VANDERBILT					
MISSOURI					
LSU					
GEORGIA					
S CAROLINA					
Florida					
Missouri					
KENTUCKY					
Tennessee					
Vanderbilt					
AUBURN					

JESSICA JACKSON

AMONG SEC LEADERS

Jessica Jackson ranks in the top-5 in several categories among the active leaders in the SEC

- ▶ 1. Scoring with 1708 points
- ▶ 1. Field Goals Made with 584
- ▶ T2. 3-Point Field Goals Made with 179
- ▶ 3. Rebounding with 673 boards
- ▶ 4. Blocks with 124

ACTION JACKSON

- ▶ Jessica Jackson was the second fastest player in program history to reach 1,000 career points reaching the milestone three games into her junior season (1Q vs. SDSU, 11-18-16).
- ▶ She is one of three players in program history with 1600+ points, 6+ rebounds and 120+ blocks
- ▶ Jackson ranks in the Arkansas career top-5 for points, defensive rebounds, field goals made, field goals attempted, 3-pointers made, 3-pointers attempted, games started and minutes played
- ▶ Named Senior CLASS Award candidate (1-6-17)

JACKSON'S NUMBERS

- ▶ Scored in double figures in a season-best 15 games as a senior and 92 career games
- ▶ Sixteen career double doubles
- ▶ Scored 20+ points 24 times in her career/Four times as a senior
- ▶ She has been Arkansas' leading scorer (or tied for the lead) in 10 games this year
- ▶ She has been among Arkansas' leading rebounders in eight games this year
- ▶ Ranks 11th at Arkansas with 671 career rebounds
- ▶ Ranks seventh at Arkansas with 124 career blocked shots
- ▶ Jessica Jackson has scored in double figures in the first half five times this year (Stetson, Tulsa, Navy, NSU, HBU), including two games with 10 points in the first quarter (Stetson and Tulsa).
- ▶ Jessica Jackson scored a career-high 34 points in the 101-40 win over Houston Baptist. It was her fourth 20+ point game of the year.
- ▶ Jessica Jackson ranks 11th in the SEC in all games, averaging 15.8 points per game and 11th with 269 points scored.
- ▶ Also in the SEC: ranks 16th for field goal percentage (41.5), tied for 10th in 3-pointers made (1.6), and 14th in offensive rebounds (2.6) in all games.

POINTS/REBOUNDS/BLOCKS

Player	Points	Rebs	Blocks
Shemeka Christon (01-04)	1,951	714	162
Delmonica DeHorney (88-91)	1,785	641	235
JESSICA JACKSON (14-PRES)	1,708	673	124
Sarah Watkins (10-13)	1,386	604	201
Stephanie Bloomer (92-95)	1,159	691	126
Amanda Holley (82-84)	1,154	683	147
Kim Bunge (80-83)	1,047	652	116

POINTS

Name (Career)	Yr	Gp	Pts
1. Bettye Fiscus (81-85)	4	112	2,073
2. Shameka Christon (00-04)	4	123	1,951
3. Del. DeHorney (87-91)	4	115	1,785
4. Kimberly Wilson (93-97)	4	120	1,733
5. JESSICA JACKSON (14-PRES.)	3+	108	1,708
6. Shelly Wallace (85-89)	4	119	1,583
7. Wendi Willits (97-01)	4	131	1,574
8. C'eira Ricketts (09-12)	4	129	1,537
9. Christy Smith (94-98)	4	111	1,459
10. Karyn Karlin (96-00)	4	111	1,441



THE NUMBERS

1,708

CAREER POINTS

673

CAREER REBOUNDS

124

CAREER BLOCKS

108

CAREER GAMES PLAYED

DOUBLE FIGURE SCORING STREAKS

FRESHMAN

- 25 games with 10+ points
- 18 games with 15+ points
- 7 games with 20+ points
- 1 game with 30+ points
- In season streak: 10 games

SOPHOMORE

- 26 games with 10+ points
- 18 games with 15+ points
- 5 games with 20+ points
- In season streak: 12 games
- From FR to SO: 7 games

JUNIOR

- 26 games with 10+ points
- 21 games with 15+ points
- 8 games with 20+ points
- In season streak: 10 games
- **From SO to JR: 18 games**

SENIOR

- 15 games with 10+ points
- 8 games with 15+ points
- 4 games with 20+ points
- 1 game with 30+ points
- **In season streak: 15 games**
- From JR to SR: 15 games

WHAT WE ARE TALKING ABOUT

- ▶ Arkansas is 27-13 in home games under head coach Jimmy Dykes. That mark includes an 8-3 record this season and a 10-8 record in conference home games.
- ▶ Arkansas snapped a four-game losing streak to begin SEC play, defeating Alabama, 68-50, in Tuscaloosa this past Saturday. With the win, the Razorbacks (12-6, 1-4 SEC) match last year's overall win total.
- ▶ Arkansas has shot 45 percent or better in eight games this season. Arkansas shot 45 percent or better twice all of last season (30 games) and six times all of 2014-15 (32 games). Arkansas is now 16-0 when shooting 45 percent or better under head coach Jimmy Dykes.
- ▶ Arkansas has held opponents under 30 percent shooting in six games this season: Sam Houston State (26.9), Louisiana-Monroe (22.1), Tulsa (29.7), Northwestern State (25.0), Houston Baptist (24.1) and LSU (28.8). They were close holding Alabama to 30.9%.
- ▶ Arkansas has had six different players score in double figures in the first half of games this season: Jessica Jackson (five times), Malica Monk (two times), Keiryn Swenson (two times), Alecia Cooley, Devin Cospser and Jailyn Mason one time each.
- ▶ Arkansas has won the rebounding battle in 13 of 18 games this season, going 11-2 in those games and improving to 34-9 when winning the rebounding battle under head coach Jimmy Dykes.
- ▶ Arkansas ranks fourth in the SEC (all games) in scoring defense holding opponents to 57.6 points per game.
- ▶ Arkansas is seventh in the SEC in field-goal percentage (.430) and tied for fifth in the SEC in 3-point field-goal percentage (.343).
- ▶ Defensively, Arkansas ranks fifth in field-goal percentage defense (.369) and fifth in 3-point field-goal percentage defense (.288). Arkansas is one of three SEC schools, along with South Carolina and Mississippi State, to rank in the top seven in all four categories.
- ▶ Arkansas ranks fourth in the SEC and 74th in the nation in the turnovers per game, committing just 14.4 turnovers per game.
- ▶ Arkansas ranks fourth in the SEC and 37th in the nation in scoring defense, holding opponents to 57.6 points per game.
- ▶ Arkansas ranks sixth in the SEC in defensive rebounds per game (26.7).
- ▶ Arkansas ranks fifth in the SEC and 45th in the nation in rebound margin, outrebounding opponents by 6.4 rebounds per game.
- ▶ Arkansas is off to an 12-6 start under head coach Jimmy Dykes, the best start since a 14-2 start to the 2013-14 season.

TOP 10 IMPROVED FG% TEAMS

Arkansas ranks seventh in the NCAA for teams who have improved their field goal percentage from a year ago. Here is a look at the top 10.

Team	% Increase	15-16	16-17
1. Portland St.	8.63%	.358	.445
2. Ole Miss	7.68%	.348	.426
3. Rider	7.63%	.356	.433
4. Mississippi St.	7.12%	.397	.468
5. Hartford	6.66%	.339	.402
6. Washington	6.48%	.415	.480
7. Arkansas	6.38%	.365	.430
8. Texas Tech	6.35%	.384	.448
9. Wofford	6.16%	.268	.440
10. Wichita St.	6.04%	.382	.442

TEAM NOTES AND NUMBERS

- ▶ Arkansas has made 25+ field goals in eight games; the Razorbacks are 8-0 in those games
- ▶ Arkansas has made 5+ 3-pointers in 14 games and the team is 10-4 in those games
- ▶ The Razorbacks have made 15+ free throws in six games and are 4-2 in those contests
- ▶ Arkansas has scored 70+ points seven times; we are 7-0 in those games
- ▶ Arkansas has outscored its opponents 12 times in the first half, been tied once and been outscored four times in the first 20 minutes

THE FOURTH QUARTER

- ▶ Arkansas is shooting 39.1% (95-243) in the fourth quarter
- ▶ Jessica Jackson leads the team and averages 2.9 ppg in the final frame
- ▶ The Razorbacks are outrebounding opponents 198-156 in the fourth quarter
- ▶ Arkansas is outscoring opponents by a +0.9 margin and out rebounding them by +2.3
- ▶ Arkansas has committed more turnovers (63) than its opponents (46)
- ▶ Arkansas has outscored 10 opponents in the fourth quarter winning six of those games
- ▶ South Dakota, Navy, Texas Tech, Butler and NSU all outscored Arkansas in the fourth quarter but the Razorbacks won the game
- ▶ Arkansas outscored Tulsa 23-11 on the road - the largest margin this season

RPI NOTES (1/17/17)

- ▶ Arkansas currently ranks No. 97 in the NCAA RPI report and the Warren Nolan rankings
- ▶ Arkansas is No. 63 in the Jeff Sagarin/CBN ratings
- ▶ They are 1-5 versus teams ranked in the Sagarin/CBN Top-50

SEEING DOUBLE

DOUBLE FIGURE GAMES

Player	Times	20+ (30+)
Jessica Jackson (92/24)	25	7 (1)
2013-14	26	5
2014-15	26	8
2015-16	15	4 (1)

Player	Times	20+ (30+)
Devin Cospser (20/1)	14	1
2015-16	5	
2016-17		

Player	Times	20+ (30+)
Alecia Cooley (15)	7	
2015-16	8	
2016-17		

Player	Times	20+ (30+)
Malica Monk (13)	3	
2015-16	10	
2016-17		

Player	Times	20+ (30+)
Keiryn Swenson (10)	10	
2016-17		

Player	Times	20+ (30+)
Jailyn Mason (6)	6	
2016-17		

Player	Times	20+ (30+)
Aaliyah Wilson (3)	3	1
2016-17		

Player	Times	20+ (30+)
Bailey Zimmerman (1)	1	
2016-17		

DOUBLE-DOUBLES

Jessica Jackson

Pts	Reb	Opponent	Date
11	10	at Ole Miss	1-1-17
34	10	Houston Baptist	12-28-16
16	10	Florida	1-29-16
15	12	at Butler	12-13-15
13	10	Southeastern La.	11-13-15
20	13	SHSU	11-15-15
19	11	at Missouri	3-1-15
17	13	LSU	2-22-15
14	11	at Alabama	2-1-15
18	10	No. 5/8 Texas A&M	1-4-15
19	12	Savannah State	11-16-14
18	11	Tennessee Tech	12-20-13
23	10	at Florida	1-9-14
31	10	Ole Miss	1-19-14
19	12	Auburn	2-2-14
21	11	Ole Miss (SEC)	4-5-14

Alecia Cooley

Pts	Reb	Opponent	Date
11	10	Florida	1-28-16
12	10	No. 24 Missouri	1-17-16
12	10	Missouri State	12-2-15
10	11	Memphis	12-25-16

Jailyn Mason

Pts	Ast	Opponent	Date
10	10	at Ole Miss	1-1-17
10	11	Houston Baptist	12-28-16

ARKANSAS' STARTERS

- ▶ The Razorback starters have scored 855 points - 68.29% of the team's points
- ▶ The starters have grabbed 418 rebounds - 58.14% of the total
- ▶ The starters have made 62 3-pointers and are 171-235 (.728) from the line

ARKANSAS' BENCH

- ▶ The Razorback bench has outscored the opponent's bench 397-284 this year
- ▶ Keiryn Swenson averages 8.5 ppg and Alecia Cooley 8.0 ppg when they come off the bench
- ▶ Arkansas' bench has hit 40 3-pointers compared to just 22 by opponents

LAST FIVE GAMES

- ▶ Arkansas is 1-4 in the last five games
- ▶ The Razorbacks average 60.0 ppg and 35.0 rpg
- ▶ Malica Monk leads Arkansas with 12.5 ppg followed by Keiryn Swenson with 10.6 ppg
- ▶ Swenson (5.4) and Jessica Jackson (5.3) have been the team's leading rebounders
- ▶ Arkansas has made 26 threes compared to 21 by opponents
- ▶ Arkansas is shooting .714 from the line while opponents are hitting .625 of their bonus shots

FAB FRESHMAN

- ▶ Jaielyn Mason named SEC Freshman of the Week twice
- ▶ Aaliyah Wilson has scored 20 points once this season (Texas A&M)
- ▶ Arkansas freshmen are shooting 42.3% on 165-for-390 from the floor
- ▶ The freshmen also keep pace with the team totals in 3-point shooting (33.7%) and free throw shooting (69.1%)
- ▶ The freshman class accounts for 140 of the total assists, 191 rebounds, 18 blocks and 57 seals.
- ▶ The freshmen have scored 414 of the 1252 points - 33.07% of the team total

STORYLINES

#BeArkansas

#BeArkansas - We keep the players who fit our program's needs home as well as show other great players what it means to represent the Razorbacks

- ▶ Five in-state players
- ▶ Five newcomers had offers from several other schools but chose Arkansas because of the coaching staff, the current players and the university
- ▶ Fayetteville No. 1 In Best Value. More: <http://bit.ly/2emfcaQ>.
- ▶ Be Relentless...Be Hard To Guard...Be the team no one wants to play

Expectations

Dykes has high expectations for this season. He has nine returners and five newcomers who will impact the team from day one.

- ▶ Return 77.9% of our scoring including our top three scores (Jackson, Cosper, Danberry)
- ▶ Return 70.3% of our rebounding including three of the top four (lost Melissa Wolff)
- ▶ Nine returning players and five newcomers including ESPN No. 30 Aaliyah Wilson

Awards \ Honors \ Goals

Jessica Jackson returns for her senior season as just the fourth player in program history to earn All-SEC First Team honors. Her goal is to elevate her game and get drafted by the WNBA at the end of the year.

Jackson was named **CollegeSportsMadness.com SEC Player of the Week** Dec. 5.

Jackson was named as a **Senior CLASS Award** candidate (1-5-17)

Newcomer **Aaliyah Wilson** is just the second McDonald's All-American to sign with Arkansas out of high school. Expectations are high for this freshman.

Jaielyn Mason earned **SEC Freshman of the Week** honors Nov. 29, after helping the Razorbacks to the Nugget Classic title in Reno. It is her first collegiate honor and the first for Arkansas this season.

Mason earned her second **SEC Freshman of the Week** honor Jan. 17, after leading Arkansas to its first conference win of the year

Building a Strong Foundation

Jimmy Dykes is building a strong foundation. The goal is to win but he won't sacrifice the process. Academics, work ethic and attitude will impact playing time as much as a player's shooting percentage.

- ▶ Getting players who fit our style on and off the court
- ▶ Getting things done in the classroom - six consecutive semesters above a 3.0 GPA

HOME SWEET HOME

- ▶ Arkansas is 254-96 in 24 seasons in Bud Walton
- ▶ Jimmy Dykes is 27-13 in BWA (8-6/11-4/8-3)

ON THIS DATE

Jan. 19

1980	Arkansas	66	Oral Roberts	64	Fayetteville
1983	Arkansas	75	Texas A&M	57	
1984	Arkansas	64	Texas Tech	61	
1985	Arkansas	62	Houston	79	
1988	Arkansas	80	Baylor	68	Waco
1994	Arkansas	71	Tulane	59	
2003	#10 AR	82	#2 LSU	72	Fayetteville
2012	Arkansas	69	#35/33 VU	47	Fayetteville

Jan. 23

1982	Arkansas	85	Southern	64	
1984	Arkansas	59	Baylor	61	Fayetteville
1993	Arkansas	45	KY	43	Fayetteville
1996	#22 AR	73	LSU	72	Baton Rouge
2000	AR	61	VU	52	Fayetteville
2003	#8 AR	59	#18 VU	76	Nashville
2005	Arkansas	61	SC	49	Fayetteville
2011	#23 AR	65	MS	69	Fayetteville

2016-17 NEWCOMERS

FRESHMAN VIDEOS

Get to know our newcomers in their own words. Watch Now!

MASON - bit.ly/MasonShoe

Ratliff - bit.ly/YasRatliff

Stout - bit.ly/GTKStout

Williams - bit.ly/KiaraWilliams

Wilson - bit.ly/AWilsonHorses

- ▶ Yasmeen Ratliff is the daughter of long-time NBA player Theo Ratliff
- ▶ Ratliff says defense is her strength
- ▶ Kiara Williams grew up in a busy household with two step-brothers, a little sister and little brother, a cousin and two aunts
- ▶ Williams is a big fan of the Marvel superhero movies
- ▶ Jaielyn Mason has an Air Jordan shoe collection
- ▶ Check out the photos of Mason's collection here > bit.ly/MasonShoe
- ▶ Aaliyah Wilson has three siblings and a lot of cousins - her grandmother had 16 children
- ▶ Wilson loves to ride horses and has owned a couple of horses
- ▶ Sydney Stout was a walk on with the Razorbacks who earned a scholarship

WE ARE FAMILY

Several Razorback players hail from large families. Check out some of the family sizes here.

Jessica Jackson	7
Chris, Adrian, Asia, Jennifer, Kailyn, Cedric, Khylan	
Alecia Cooley	7
Mia, Cojuan, Janava, Cheri, Laurie, Amber, Jasmine	
Yasmeen Ratliff	5
Stacia, Alexis, Sasha, Adonis, Darius	
Kiara Williams	4*
Jasmine Davis, Rodney Davis, Deunte Davis, Deundre Davis	
Bailey Zimmerman	3
John Paul, Jordan, Brooke	
Malica Monk	2
Mark, Mason	
Keiryn Swenson	2
Kameron, Konner	
Aalyah Wilson	2**
Devante, Alexis	
Devin Cospier	1
Sierra	
Sydney Stout	1
Savanna	
Jailyn Mason	14***
Roman, Amari, Elijah, Isaiah	

*Williams also grew up with 2 aunts and a cousin in the household

**Grandmother had 16 kids so she had a lot of cousins around

***Has 14 siblings and is closest with the ones who are listed

SPEAKING OF FAMILY

Bailey Zimmerman is a cousin of Arkansas men's basketball assistant coach Matt Zimmerman.

A MAJOR ACCOMPLISHMENT

Alecia Cooley	Communication
Devin Cospier	Communication
Jessica Jackson	Rec. & Sport Management
Jailyn Mason	Journalism: News/Editorial
Malica Monk	Rec. & Sport Management
Yasmeen Ratliff	Apparel Merch./Product Dev.
Sydney Stout	Management
Keiryn Swenson	Accounting
Aaliyah Wilson	Pre-Physical Therapy
Bailey Zimmerman	Apparel Merch./Product Dev.

DOUBLE DIGIT SCORING IN THE FIRST HALF

- ▶ Malica Monk was the first player to score in double figures in the first half of a game with 10 points against Sam Houston State.
- ▶ Monk posted 10 first half points against No. 4 Mississippi State in her first game back from injury
- ▶ Jessica Jackson scored in double figures in the first half five times this year:
 - ✓ Stetson with 11
 - ✓ Navy with 14
 - ✓ at Tulsa with 10
 - ✓ Northwestern State with 17
 - ✓ HBU with 20 (in 15 minutes)
- ▶ Jessica Jackson had 10 points in the **first quarter** against Stetson. It is the second time in her career she had double figure points in the 1Q
- ▶ Jessica Jackson added a third time with 10 points **in 1Q** at Tulsa
- ▶ Alecia Cooley had 10 points in the first half against Memphis
- ▶ Keiryn Swenson became the fourth different Razorback with double digits in the first 20 minutes when she had 12 against Butler
- ▶ Devin Cospier added her name to this list with double digits in the first 20 minutes at Missouri State. She finished with a career-best 18 points.
- ▶ Jailyn Mason dropped in 13 **first quarter** points in Arkansas' first SEC win at Alabama

TOUGH SCHEDULE IN 2016-17

The SEC is always a tough place to play and this year is no exception

- Arkansas faces seven ranked or receiving votes opponents for eight games in SEC play
- This includes No. 4 Mississippi State, No. 5 South Carolina, and Tennessee, Kentucky, Texas A&M, Alabama, and LSU who are receiving votes
- The Razorbacks have a stretch in which five of seven opponents are ranked or getting votes
- Two of those contests are on the road
- The SEC sent nine teams to the NCAA Tournament an one other to the WNIT last season

It's not just the SEC either. The Razorbacks have put together a non-conference schedule that will allow the team to find itself while getting tough for league play:

- Arkansas hosted WNIT Champ South Dakota
- The Razorbacks travel to Missouri State who took part in last year's NCAA Tournament
- Northwestern State picked sixth/T5th; Houston Baptist picked 8th/8th; Sam Houston State picked 9th/9th in Southland preseason coach's/sports information director's polls

PREVIOUS GAME NOTES

- ▶ The win over Stetson denied the Hatters a 5-0 start for the first time in program history.
- ▶ The win over South Dakota snapped an eight-game winning streak. That was the second-longest winning streak in the nation at that time.
- ▶ Arkansas held Tulsa to season lows in field-goal percentage (29.7 percent), 3-point field-goal percentage (14.3 percent) and scoring (50 points).
- ▶ Held Stetson to two offensive rebounds; Held Tulsa to season low field goal percentage (29.7) and 3-point field goal percentage (14.3)
- ▶ Arkansas had 11 consecutive defensive stops in the fourth quarter in a come-from-behind win at Tulsa
- ▶ Arkansas defeated Tulsa 57-50, when trailing 39-34 after three quarters. Since the NCAA switched to four quarters for the 2015-16 season, the only other time that Arkansas won when trailing after three quarters was Feb. 18, 2016, at home against Alabama, when Arkansas trailed 51-48 and came back to win 69-67.
- ▶ Arkansas defeated Texas Tech 66-60, to improve to 2-1 all-time in the SEC/Big 12 Challenge, and also help the SEC to a 6-4 win over the Big 12 in the SEC/Big 12 Challenge this season.
- ▶ Opened with 10-0 run holding Butler without a point for the first 4:57 of the game

- ▶ Arkansas held Northwestern State to 36 points, including 13 first-half points, both season lows for points allowed by Arkansas. The 41-13 half-time lead also represented their largest half-time lead this season.
- ▶ Arkansas closed nonconference play with a 101-40 win over Houston Baptist, eclipsing the century mark for the first time since scoring 100 in a 100-54 win over Mississippi Valley State on Dec. 28, 2013.
- ▶ Arkansas set season highs for points in the first half (54 points), halftime lead (30 points), points in a game (101 points) and margin of victory (61 points) against Houston Baptist.
- ▶ Also against Houston Baptist, Arkansas set season highs with 10 3-point field goals and 27 assists. Jailyn Mason set a career high and an Arkansas individual season high with 11 assists.
- ▶ Arkansas set the school record with 31 points in the second quarter and tied the school record with 34 points in the third quarter, outscoring Houston Baptist 65-18 in the middle frames.
- ▶ Arkansas shot 52.1 percent from the floor against Houston Baptist, its third game to shoot 50 percent or better and its seventh game to shoot 45 percent or better this year.
- ▶ Arkansas held Houston Baptist to 24.1 percent shooting, the second-lowest field-goal percentage allowed by Arkansas and the fourth game that Arkansas has held an opponent under 30 percent shooting this season.
- ▶ Arkansas held Mississippi State to 59 points, its second-lowest scoring output of the season, and 36.5 percent shooting from the floor and 18.2 percent shooting from 3-point range, both of which are its second-lowest shooting percentages of the season.
- ▶ Arkansas was held without a made field goal for the final 5:07, as LSU finished the game on an 11-1 run and outscored Arkansas 16-7 in the fourth quarter.
- ▶ Arkansas held LSU to 28.8 percent shooting and allowed just 18 points in the paint and 10 second-chance points.
- ▶ Making her fifth straight start, Devin Cospers scored a team-high 15 points against LSU, finishing three points shy of her season and career high for points.
- ▶ Freshman Aaliyah Wilson posted the third double digit scoring game of her career with 20 points at Texas A&M - it is her first career 20-point game.
- ▶ Arkansas almost made more baskets (12) than Alabama had attempts (13) in the first quarter.
- ▶ Arkansas did not miss back-to-back baskets in the first quarter but opened the second frame 1-for-6.
- ▶ Season-best first half points (40) in SEC play this year.

▶ Alabama's 18 first half points was a season low for the Crimson Tide as was their 9.1% shooting (1-11) in the second quarter.

AP TOP 25 (1.16.17)

RK	TEAM	RECORD	PTS
1	Connecticut (33)	16-0	825
2	Baylor	17-1	786
3	Maryland	17-1	744
4	Mississippi State	18-0	728
5	South Carolina	15-1	696
6	Notre Dame	16-2	668
7	Florida State	17-2	628
8	Washington	18-2	591
9	Louisville	16-4	528
10	Stanford	15-3	489
11	Oregon State	16-2	482
12	Texas	12-4	422
13	UCLA	13-4	415
14	Miami	14-4	401
15	Duke	15-3	367
16	Ohio State	15-5	348
17	Virginia Tech	15-1	322
18	Arizona State	13-4	265
19	DePaul	16-4	230
20	Oklahoma	14-4	202
21	NC State	14-5	140
22	Kansas State	14-4	121
23	South Florida	14-2	102
24	West Virginia	14-4	78
25	Texas A&M	14-4	42

Others receiving votes: Green Bay 35, Syracuse 21, California 20, Michigan 12, LSU 6, Kentucky 4, Northwestern 2, Temple 2, Drake 1, Texas Tech 1, Georgia Tech 1

USA TODAY COACHES POLL (1.17.17)

RK	TEAM	RECORD	PTS
1	Connecticut (32)	16-0	800
2	Baylor	17-1	762
3	Maryland	17-1	722
4	Mississippi State	19-0	706
5	South Carolina	15-1	687
6	Florida State	17-2	628
7	Washington	18-2	597
8	Louisville	16-4	551
9	Notre Dame	16-3	542
10	Stanford	15-3	504
11	UCLA	13-4	475
12	Oregon State	16-2	464
13	Ohio State	15-5	370
14	Texas	12-4	368
14	Miami	14-4	368
16	Virginia Tech	16-1	283
16	Duke	15-3	283
18	DePaul	16-4	259
19	Arizona State	13-4	254
20	Oklahoma	14-4	143
21	NC State	14-5	139
22	South Florida	14-2	132
23	West Virginia	14-4	80
24	Syracuse	13-6	66
25	Green Bay	15-2	52

Others receiving votes: California 40, Michigan 26, Kansas State 21, Tennessee 18, Texas A&M 16, Michigan State 15, Temple 14, Northwestern 8, Oklahoma State 4, Creighton 2, Tulane 1

STATS & STANDINGS

TEAM	SEC			OVERALL		
	W	L	PCT.	W	L	PCT.
Mississippi State	5	0	1.000	19	0	1.000
South Carolina	5	0	1.000	15	1	.938
Texas A&M	4	1	.800	14	4	.778
Auburn	3	1	.750	13	5	.722
Kentucky	3	2	.600	12	6	.667
LSU	3	2	.600	14	4	.778
Tennessee	2	2	.500	11	6	.647
Alabama	2	3	.400	14	4	.778
Georgia	2	3	.400	10	8	.556
Ole Miss	2	3	.400	13	5	.722
Missouri	2	3	.400	12	7	.632
Arkansas	1	4	.200	12	6	.667
Florida	0	5	.000	9	9	.500
Vanderbilt	0	5	.000	10	8	.556

SEC SCHEDULE

JANUARY		
19 (Thursday)		
*Mississippi State at Alabama (SECN+)	7:00 p.m.	CT
*Vanderbilt at Arkansas (SECN+)	7:00 p.m.	CT
*Tennessee at Auburn (SECN+)	6:00 p.m.	CT
*Kentucky at LSU (SECN+)	7:00 p.m.	CT
*Ole Miss at South Carolina (SEC Network)	7:00 p.m.	ET
*Texas A&M at Missouri (SEC Network)	8:00 p.m.	CT
22 (Sunday)		
*Alabama at Ole Miss (SECN+)	2:00 p.m.	CT
*Kentucky at Auburn (SEC Network)	2:00 p.m.	CT
*Florida at Georgia (SEC Network)	1:00 p.m.	ET
*LSU at Texas A&M (SEC Network)	4:00 p.m.	CT
*Vanderbilt at Tennessee (ESPN2)	5:00 p.m.	ET
23 (Monday)		
*Missouri at Arkansas (SEC Network)	6:00 p.m.	CT
*Mississippi State at South Carolina (ESPN2)	7:00 p.m.	ET
26 (Thursday)		
*Alabama at Vanderbilt (SEC Network)	8:00 p.m.	CT
*Auburn at Missouri (SECN+)	7:00 p.m.	CT
*Tennessee at Florida (SECN+)	7:00 p.m.	ET
*South Carolina at Georgia (SEC Network)	7:00 p.m.	ET
*Ole Miss at Kentucky (SECN+)	7:00 p.m.	ET
29 (Sunday)		
*Auburn at Alabama (SEC Network)	5:00 p.m.	CT
*Arkansas at LSU (SEC Network)	1:00 p.m.	CT
*Florida at Vanderbilt (SECN+)	2:00 p.m.	CT
*Georgia at Ole Miss (SECN+)	2:00 p.m.	CT
*Texas A&M at Mississippi State (SECN)	3:00 p.m.	CT
30 (Monday)		
*Kentucky at Missouri (SEC Network)	6:00 p.m.	CT
*Tennessee at South Carolina (ESPN2)	6:00 p.m.	ET
FEBRUARY		
2 (Thursday)		
*Georgia at Arkansas (SECN+)	7:00 p.m.	CT
*Mississippi State at Auburn (SEC Network)	8:00 p.m.	CT
*Florida at Texas A&M (SECN+)	7:00 p.m.	CT
*South Carolina at Kentucky (SEC Network)	7:00 p.m.	ET
*LSU at Tennessee (SECN+)	7:00 p.m.	ET
5 (Sunday)		
*Alabama at LSU (SEC Network)	3:00 p.m.	CT
*South Carolina at Arkansas (ESPN2)	1:00 p.m.	CT
*Auburn at Texas A&M (SEC Network)	1:00 p.m.	CT
*Tennessee at Georgia (ESPN)	4:00 p.m.	ET
*Vanderbilt at Kentucky (SEC Network)	12:00 p.m.	ET
*Missouri at Mississippi State (ESPN)	1:30 p.m.	CT
6 (Monday)		
*Ole Miss at Florida (SEC Network)	7:00 p.m.	ET
9 (Thursday)		
*Alabama at Texas A&M (SECN+)	7:00 p.m.	CT
*Arkansas at Florida (SECN+)	7:00 p.m.	ET
*Auburn at South Carolina (SECN+)	7:00 p.m.	ET

ABOUT OUR OPPONENT

VANDERBILT COMMODORES

- Stephanie White arrived at Vanderbilt after spending two seasons as the head coach of WNBA's Indiana Fever, taking the team to the playoffs in both seasons and a trip to the WNBA Finals in 2015.
- Picked to finish ninth in the SEC preseason coaches' poll, Vanderbilt is 10-8 overall and 0-5 in SEC play, including a nonconference win over Duke. After the starting the season 10-1, the Commodores have lost each of their last seven games.
- Vanderbilt is 3-4 in road games this season but has lost its last three road games, including its first two SEC road games at Texas A&M (77-72) and at Georgia (70-68).
- Vanderbilt leads the SEC and ranks third in the nation three-point field-goal percentage (40.5 percent) and also leads the SEC and ranks 60th in the nation in three-point field goals per game (7.3).
- Vanderbilt also ranks among the SEC and national leaders in free throw attempts (383, 5th SEC, 16th NCAA), free throws made (285, 4th SEC, 10th NCAA) and free-throw percentage (74.4 percent, 3rd SEC, 47th NCAA).
- Rachel Bell leads three players averaging in double figures, averaging 12.2 points per game. Christa Reed (10.2 points per game) and Kayla Overbeck (10.1 points per game) join her in double figures. Bell is shooting 41.2 percent from 3-point range and Reed is shooting 44.6 percent from 3-point range.
- Marqu'es Webb leads the team in rebounding, averaging 9.1 rebounds per game, followed by Kayla Overbeck, who averages 7.2 rebounds per game.

	ARK	VU
Scoring	1252	1291
PPG	69.6	71.7
Margin	+11.9	+3.3
Field Goals	458	437
Attempted	1066	1036
Pct	.430	.422
3-Point FG	102	132
Attempted	297	326
3PTPG	5.7	7.3
Pct.	.343	.405
Free Throws	234	285
Attempted	337	383
FTPG	13.0	15.8
Pct.	.694	.744
Rebounds	719	729
RPG	39.9	40.5
Margin	+6.4	+4.1
Assists	254	272
APG	14.1	15.1
Turnovers	260	320
TPG	14.4	17.8
TO Margin	+1.1	-3.4
Steals	136	121
SPG	7.6	6.7
Blocks	79	41
BPG	4.4	2.3

VANDERBILT 7-23

Games:	30	SEC:	7-23
Series Record:	Arkansas trails 7-23		
Fayetteville:	6-8		
Nashville:	1-14		
Neutral:	0-1		
2/8/1992	AR 75	#13 VU 79	Nashville
2/6/1993	AR 59	#6 VU 80	Fayetteville
2/20/1994	#18 AR 58	#14 VU 67	Nashville
2/19/1995	AR 73	#8 VU (OT) 71	Fayetteville
1/14/1996	#14 AR 60	#2 VU 65	Fayetteville
1/12/1997	#8 AR 68	#10 VU 77	Nashville
1/18/1998	AR 80	#6 VU (OT) 85	Fayetteville
1/17/1999	AR 57	VU 73	Nashville
1/23/2000	AR 61	VU 52	Fayetteville
1/21/2001	AR 68	#15 VU 64	Nashville
1/31/2002	AR 67	#8 VU 57	Fayetteville
3/2/2002	AR 78	#6 VU 81	Nashville
1/23/2003	#8 AR 59	#18 VU 76	Nashville
1/29/2004	AR 69	#24 VU 74	Fayetteville
2/17/2005	AR 43	#22 VU 78	Nashville
3/4/2005	AR 60	VU 79	Nashville
1/8/2006	AR 52	#20 VU (OT) 51	Fayetteville
2/9/2006	AR 59	#22 VU 64	Nashville
1/4/2007	#20 AR 61	#11 VU 98	Nashville
1/28/2007	AR 34	#15 VU 61	Fayetteville
2/21/2008	AR 50	#25 VU 63	Fayetteville
1/29/2009	AR 61	#20 VU (OT) 72	Nashville
1/31/2010	AR 61	VU 67	Fayetteville
3/4/2010	AR 64	VU (OT) 65	Duluth
1/20/2011	#23 AR 54	VU 65	Nashville
1/19/2012	AR 69	#35/33 VU 47	Fayetteville
1/13/2013	AR 58	VU 78	Nashville
2/20/2014	AR 50	rv/25 VU 56	Fayetteville
1/22/2015	AR 53	VU 55	Nashville
2/8/2016	AR 57	VU 56	Fayetteville

SERIES NOTES

- All Time: 7-23 | Fayetteville: 6-8 | Nashville: 1-14
- Neutral: 0-1 | Streak: Arkansas W1
- Arkansas is 7-23 all-time against Vanderbilt and has lost the last 10 meetings in Nashville and three of the last four meetings overall. Vanderbilt holds an 8-6 advantage in games played in Fayetteville.
- Arkansas won last year's only meeting, defeating Vanderbilt 57-56, on a game-winning lay-up by Malica Monk at the buzzer, in Fayetteville. It was the first win over Vanderbilt since the 2011-12 season.
- Arkansas faces Vanderbilt twice in the regular season for the first time since the 2006-07 season and travels to Vanderbilt for the first time since the 2014-15 season.

ANNUAL WE BACK PAT WEEK CONTINUES TO RAISE ALZHEIMER'S AWARENESS

Knoxville, Tenn., Jan. 16, 2017 - Officials of The Pat Summitt Foundation expressed today their appreciation to the Southeastern Conference (SEC) and all its member institutions for their support of the organization's mission. They noted that for the sixth consecutive year the SEC, in cooperation with its 14 member institutions, has organized a "We Back Pat" Week. The week-long initiative is focused on bringing awareness and recognition to The Pat Summitt Foundation, a fund of East Tennessee Foundation, and its fight against Alzheimer's disease.

ARKANSAS RECORD WHEN ...

.....'16-'17	Dykes
Scoring First.....	8-3 NA
Leading at Halftime.....	10-2 34-10
Tied at Halftime.....	1-0 3-0
Trailing at Halftime	1-4 5-28
Shoots 45% or better.....	8-0 16-0
Shoots less than 45%	4-6 26-38
Opponent shoots less than 45%	11-4 39-25
Opponents shoots 45% or better	1-2 3-13
Outrebounds opponent.....	11-2 34-9
Ties opponent rebounds.....	0-0 2-3
Outrebounded by opponent	1-4 5-26
Fewer Turnovers.....	7-3 23-19
Same number of turnovers.....	0-2 4-6
More TOs than opponent	5-1 15-13
Overall.....	12-6 42-38
Home	8-3 27-13
Road.....	2-3 9-20
Neutral	2-0 6-5
Nonconference	11-2 28-15
Nonconference home	8-1 17-5
Nonconference away	1-1 5-5
Nonconference neutral	2-0 6-5
In November.....	7-0 15-4
In December	4-2 11-8
In January.....	1-4 7-15
In February.....	x 7-7
In March.....	x 2-4
On Monday.....	1-0 5-1
On Tuesday	x x
On Wednesday.....	3-1 5-3
On Thursday	1-2 9-12
On Friday.....	2-0 6-3
On Saturday.....	2-0 3-1
On Sunday.....	2-3 14-18
White Uniforms.....	10-3
Cardinal Uniforms.....	2-3
Shots at the Buzzer (Quarter, Half or Game)	
Jessica Jackson	
SD 4Q (:09); TTU 1Q (3pt :01); NSU 2Q (3pt :01)	
Jailyn Mason	
Memphis 1Q (3pt :00); Texas Tech 2Q (:06); ORU 1Q (:04)	
Aaliyah Wilson	
Texas Tech 3Q (3pt :02)	
Malica Monk	
Memphis 3Q (layup :01); Butler 1Q (:04); TAMU 1Q (3pt :01)	
Devin Cosper	
Butler 3Q (3pt :02)	
Sydney Stout	
HBU 2Q (2pt :03)	
Keiryn Swenson	
at Alabama 1Q (3pt :02)	

2016-17 Margin of Victory/Defeat

	1	2	3	4	5	6	7	8	9	10	11-15	16-19	20+	Record
Wins	-	-	2	-	-	1	1	-	-	-	-	3	5	12
Losses	1	1	-	-	-	-	-	1	1	1	-	1	0	6

Most First Period Points

2016-17	29	at Alabama (1-15-17)
All-Time	29	at Alabama (1-15-17)
Opponent	25	SDSU (11-18-15)

Most Third Period Points

2016-17	34	HBU (12-28-16)*
All-Time	34	HBU (12-28-16)*
Opponent	30	at Ole Miss (1-1-17)

Fewest First Period Points

2016-17	8	at Ole Miss (1-1-17)
All-Time	3	#5/6 Texas (12-20-15)
Opponent	6	SHSU (11-11-16)

Fewest Third Period Points

2016-17	8	at Tulsa (11-30-16)
All-Time	7	at #2 SC (1-3-16)
Opponent	4	LSU (1-21-16)

Most Second Period Points

2016-17	31	HBU (12-28-16)
All-Time	31	HBU (12-28-16)
Opponent	35	at #2 S. Carolina (1-3-16)

Most Fourth Period Points

2016-17	24	at Texas A&M (1-12-17)
All-Time	32	Tulsa (11-23-15)
Opponent	27	Georgia (2-25-16)

Fewest Second Period Points

2016-17	5	at Tulsa (11-30-16)
All-Time	5	at Tulsa (11-30-16)
Opponent	3	at Alabama (1-15-17)

Fewest Fourth Period Points

2016-17	7	LSU (1-8-17)
All-Time	5	#7 Ore. St. (11-28-15)
Opponent	10	#24 Missouri (1-17-16)*

Most First Half Points

2016-17	54	HBU (12-28-16)
All-Time	65	Tenn State (11-27-88)
Opponent	63	Texas (1-9-89)

Largest Margin of Victory

2016-17	61	HBU (12-28-16)
All-Time	79	(108-29) B Wesleyan (2-18-77)
Opponent	54	(28-82) La Tech (11-30-78)

Fewest First Half Points

2016-17	22	#4 Miss State (1-5-17)
All-Time	11	at Missouri (3-1-15)*
Opponent	8	Montana State (1-5-03)

*Most Recent

Jump Balls Won

Arkansas	7
Opponent	11

1H Double Figures

Jackson	5
Monk	2
Swenson	2
Cooley	1
Cosper	1
Mason	1

20+ Points/30+ Points

Jackson	4/1
Wilson	1

Scored First Points

Jackson	6
Zimmerman	4
Cooley	3
Mason	2
Cosper	2
Monk	1

1Q Double Figures

Jackson	3
Mason	1

10+ Rebounds

Cooley	1
Jackson	1

First Off The Bench

Wilson	6
Swenson	6
Cosper	3
Stout	2
Cooley	2
Williams	1
Zimmerman	1

Rebounding Leader

Jackson	7
Cooley	5
Swenson	4
Zimmerman	1
Cosper	1
Mason	1

Double-Doubles

Jackson	2
Mason	2
Cooley	1

Points Leader

Jackson	10
Swenson	2
Monk	2
Cosper	2
Mason	2
Cooley	1
Wilson	1

10+ Points

Jackson	15
Swenson	10
Monk	9
Cooley	8
Mason	6
Cosper	6
Freeman	3
Wilson	2
Zimmerman	1

Charges Drawn

Monk	6
Swenson	5
Jackson	4
Zimmerman	3
Wilson	1
Cooley	1
Cosper	1

3-Point Leader

Jackson	9
Swenson	7
Zimmerman	2
Cosper	2
Mason	1
Wilson	1

15+ Points

Jackson	8
Swenson	3
Monk	3
Cosper	2
Mason	2
Monk	1

Forced 10-Second

Violations	2
------------	---

Forced Opponent

Shot Clock Violations	16
-----------------------	----



@RazorbackWBB STATISTICS
ARKANSAS Combined Team Statistics (as of Jan 15, 2017)
All games



RECORD:	OVERALL	HOME	AWAY	NEUTRAL
ALL GAMES	12-6	8-3	2-3	2-0
CONFERENCE	1-4	0-2	1-2	0-0
NON-CONFERENCE	11-2	8-1	1-1	2-0

##	Player	gp-gs	min	avg	Total		3-Point		F-Throw		Rebounds				pf	dq	a	to	blk	stl	pts	avg
					fg-fga	fg%	3fg-fga	3fg%	ft-fga	ft%	off	def	tot	avg								
00	JACKSON, Jessica	17-17	506	29.8	90-217	.415	27-76	.355	62-87	.713	44	65	109	6.4	38	0	28	43	13	16	269	15.8
03	MONK, Malica	15-15	450	30.0	58-122	.475	5-15	.333	41-51	.804	10	25	35	2.3	40	2	50	25	6	28	162	10.8
04	SWENSON, Keiryn	18-3	424	23.6	59-113	.522	25-48	.521	28-34	.824	36	49	85	4.7	25	0	8	18	15	9	171	9.5
14	MASON, Jailyn	18-18	554	30.8	64-151	.424	8-21	.381	5-9	.556	12	69	81	4.5	39	1	65	27	5	18	141	7.8
35	COOLEY, Alecia	18-15	411	22.8	47-97	.485	0-0	.000	45-62	.726	41	57	98	5.4	24	0	16	31	22	8	139	7.7
21	COSPER, Devin	17-7	348	20.5	47-125	.376	9-41	.220	13-19	.684	4	41	45	2.6	21	0	35	24	5	20	116	6.8
02	WILSON, Aaliyah	14-0	228	16.3	26-86	.302	12-39	.308	5-6	.833	8	31	39	2.8	20	0	24	32	4	8	69	4.9
22	ZIMMERMAN, Bailey	18-15	412	22.9	26-82	.317	11-46	.239	11-27	.407	21	58	79	4.4	30	0	22	26	5	16	74	4.1
10	WILLIAMS, Kiara	9-0	86	9.6	13-21	.619	0-0	.000	3-11	.273	9	19	28	3.1	16	0	1	9	2	3	29	3.2
20	STOUT, Sydney	5-0	37	7.4	4-10	.400	3-8	.375	2-4	.500	1	7	8	1.6	7	0	0	2	1	0	13	2.6
Team												36	40	76						5		
Total.....		18	3600		458-1066	.430	102-297	.343	234-337	.694	239	480	719	39.9	278	3	254	260	79	136	1252	69.6
Opponents.....		18	3600		393-1065	.369	83-288	.288	168-250	.672	204	400	604	33.6	312	4	213	280	61	133	1037	57.6

TEAM STATISTICS	AR	OPP	Date	Opponent	Score	Att.
SCORING	1252	1037	11/11/16	SAM HOUSTON STATE	w 71-39	4330
Points per game	69.6	57.6	11/13/16	LA-MONROE	w 92-46	3156
Scoring margin	+11.9	-	11/17/16	SOUTH DAKOTA	w 70-67	1054
FIELD GOALS-ATT	458-1066	393-1065	11/21/16	STETSON	w 79-62	1179
Field goal pct	.430	.369	! 11/25/16	vs Memphis	w 91-61	1662
3 POINT FG-ATT	102-297	83-288	! 11/26/16	vs NAVY	w 70-67	838
3-point FG pct	.343	.288	11/30/16	at Tulsa	w 57-50	514
3-pt FG made per game	5.7	4.6	^ 12/03/16	TEXAS TECH	w 66-60	1370
FREE THROWS-ATT	234-337	168-250	12/07/16	BUTLER	w 68-50	1017
Free throw pct	.694	.672	12/11/16	at Missouri State	L 62-64	3094
F-Throws made per game	13.0	9.3	12/18/16	NWST	w 65-36	1025
REBOUNDS	719	604	12/21/16	ORU	L 60-70	1721
Rebounds per game	39.9	33.6	12/28/16	HOUSTON BAPTIST	w 101-40	1361
Rebounding margin	+6.4	-	* 01/01/17	at Ole Miss	L 64-73	1280
ASSISTS	254	213	* 01/05/17	#4 MISSISSIPPI STATE	L 51-59	1233
Assists per game	14.1	11.8	* 01/08/17	LSU	L 52-53	2005
TURNOVERS	260	280	* 01/12/17	at Texas A&M	L 65-90	3796
Turnovers per game	14.4	15.6	* 01/15/17	at Alabama	w 68-50	2667
Turnover margin	+1.1	-				
Assist/turnover ratio	1.0	0.8				
STEALS	136	133				
Steals per game	7.6	7.4				
BLOCKS	79	61				
Blocks per game	4.4	3.4				
ATTENDANCE	19451	13851				
Home games-Avg/Game	11-1768	5-2270				
Neutral site-Avg/Game	-	2-1250				

! = Nugget Classic (Reno, Nev.)
^ = SEC/Big 12 Challenge (Fayetteville, Ark.)
* = Conference game

Score by Periods	1st	2nd	3rd	4th	Totals
ARKANSAS	352	286	322	292	1252
Opponents	237	234	290	276	1037



@RazorbackWBB STATISTICS
 ARKANSAS Combined Team Statistics (as of Jan 15, 2017)
Conference games



RECORD:	OVERALL	HOME	AWAY	NEUTRAL
ALL GAMES	1-4	0-2	1-2	0-0
CONFERENCE	1-4	0-2	1-2	0-0
NON-CONFERENCE	0-0	0-0	0-0	0-0

#	Player	gp-gs	min	avg	Total		3-Point		F-Throw		Rebounds				pf	dq	a	to	blk	stl	pts	avg
					fg-fga	fg%	3fg-fga	3fg%	ft-fa	ft%	off	def	tot	avg								
03	MONK, Malica	4-4	133	33.2	15-37	.405	3-9	.333	17-20	.850	1	6	7	1.8	17	1	11	9	5	7	50	12.5
04	SWENSON, Keiryn	5-2	133	26.6	17-39	.436	9-20	.450	10-12	.833	13	14	27	5.4	7	0	1	10	3	3	53	10.6
00	JACKSON, Jessica	4-4	120	30.0	10-34	.294	4-17	.235	10-15	.667	7	14	21	5.3	9	0	6	15	2	5	34	8.5
21	COSPER, Devin	5-5	126	25.2	18-44	.409	3-16	.188	3-4	.750	3	14	17	3.4	13	0	7	12	1	5	42	8.4
14	MASON, Jailyn	5-5	164	32.8	19-48	.396	1-5	.200	1-2	.500	0	21	21	4.2	16	1	20	9	3	5	40	8.0
35	COOLEY, Alecia	5-3	121	24.2	11-23	.478	0-0	.000	13-18	.722	11	9	20	4.0	8	0	1	6	6	3	35	7.0
10	WILLIAMS, Kiara	1-0	15	15.0	3-3	1.000	0-0	.000	1-1	1.000	2	4	6	6.0	3	0	0	4	0	1	7	7.0
02	WILSON, Aaliyah	5-0	76	15.2	11-29	.379	6-15	.400	2-2	1.000	1	4	5	1.0	7	0	4	12	0	2	30	6.0
20	STOUT, Sydney	1-0	9	9.0	0-2	.000	0-1	.000	2-4	.500	1	0	1	1.0	3	0	0	0	0	0	2	2.0
22	ZIMMERMAN, Bailey	5-2	103	20.6	3-20	.150	0-9	.000	1-6	.167	6	15	21	4.2	12	0	3	11	2	3	7	1.4
Team											10	19	29				1					
Total.....		5	1000		107-279	.384	26-92	.283	60-84	.714	55	120	175	35.0	95	2	53	89	22	34	300	60.0
Opponents.....		5	1000		122-302	.404	21-72	.292	60-96	.625	72	125	197	39.4	88	1	77	76	20	45	325	65.0

TEAM STATISTICS	AR	OPP
SCORING	300	325
Points per game	60.0	65.0
Scoring margin	-5.0	-
FIELD GOALS-ATT	107-279	122-302
Field goal pct	.384	.404
3 POINT FG-ATT	26-92	21-72
3-point FG pct	.283	.292
3-pt FG made per game	5.2	4.2
FREE THROWS-ATT	60-84	60-96
Free throw pct	.714	.625
F-Throws made per game	12.0	12.0
REBOUNDS	175	197
Rebounds per game	35.0	39.4
Rebounding margin	-4.4	-
ASSISTS	53	77
Assists per game	10.6	15.4
TURNOVERS	89	76
Turnovers per game	17.8	15.2
Turnover margin	-2.6	-
Assist/turnover ratio	0.6	1.0
STEALS	34	45
Steals per game	6.8	9.0
BLOCKS	22	20
Blocks per game	4.4	4.0
ATTENDANCE	3238	7743
Home games-Avg/Game	2-1619	3-2581
Neutral site-Avg/Game	-	0-0

Date	Opponent	Score	Att.
* 01/01/17	at Ole Miss	L 64-73	1280
* 01/05/17	#4 MISSISSIPPI STATE	L 51-59	1233
* 01/08/17	LSU	L 52-53	2005
* 01/12/17	at Texas A&M	L 65-90	3796
* 01/15/17	at Alabama	w 68-50	2667

! = Nugget Classic (Reno, Nev.)
 ^ = SEC/Big 12 Challenge (Fayetteville, Ark.)
 * = Conference game

Score by Periods	1st	2nd	3rd	4th	Totals
ARKANSAS	81	64	74	81	300
Opponents	78	64	99	84	325



JIMMY DYKES

HEAD COACH

The most successful basketball programs all have a few key elements in common.

PASSION

They are passionate about the game. The coaches are passionate about their team, the players are passionate about the opportunity to represent their university and the fans are passionate about supporting the program.

EXCITEMENT

All successful programs are filled with excitement. They are exciting to watch and to be a part of.

COMMITMENT

It takes a lot of people to make a program successful and they all have to be committed to the effort. It starts with the coaches and staff and extends to the players but the best programs in the country take it further. Everyone who impacts the program, from professors, athletic trainers, academic coordinators, administrators and fans, all have to be willing to work toward the same goal of excellence in all areas.

PERFORMANCE

Finally, successful teams have to perform at a high level every day. Whether in the classroom, in the community or on the court, doing things the right way is vital to the program's success.

The University of Arkansas made a move March 30, 2014, when they welcomed Jimmy Dykes as the eighth head coach of the Razorback women's basketball team.

QUICK HITS

- Jimmy Dykes is the eighth head coach in Razorback Women's Basketball History
- Three-year University of Arkansas basketball letterman
- Jimmy Dykes attended high school at Estes Park (Colo.) and Fayetteville HS
- Jimmy Dykes earned his bachelor's degree in speech education at Arkansas in 1985
- Graduated with honors from the University of Arkansas with a 3.54 GPA
- Served under legendary coach Eddie Sutton as an assistant at Arkansas, Kentucky and Oklahoma State

THE 411 CHRONOLOGY

Head Coach	Years	Record
University of Arkansas	2014-15	18-14, 6-10, NCAA 2nd Round
	2015-16	12-18, 7-9
	2016-17	12-6, 1-4
TOTAL	3 seasons	42-38, 14-23 SEC

Assistant Coach

Assistant Coach	Years	Worked With
University of Arkansas	1984-1985	Eddie Sutton
Sacramento State	1985-86	Bill Brown
Appalachian State University	1986-87	Tom Apke
University of Kentucky	1987-89	Eddie Sutton
University of Arkansas-Little Rock	1989-90	Mike Newell
Oklahoma State University	1990-91	Eddie Sutton

NATIONAL BASKETBALL ASSOCIATION

1991-1993 | College Scout | Seattle Supersonics

HIGH SCHOOL

1994-1998; 2003-2004 | Athletic Director | Shiloh Christian

ESPN/ABC SPORTS | 1995-2014

- Game and studio college men's and women's basketball analyst
- Game analyst for NCAA Women's Basketball Tournament
- Coverage of the WNBA playoffs
- College football sideline reporter

PERSONAL

- Born: May 3, 1961
- Bachelor's Degree: Arkansas, 1985 in Speech Education
- Family: Wife: Tiffany (Beasley); married in 2002, daughter Kennedy
- Tiffany - an Arkansas graduate, 2003
- Hometown: Tulsa, Oklahoma
- High school at Estes Park HS (Colo.), Fayetteville HS
- Multi-sport athlete

BY THE NUMBERS

42 Career Wins

20 SEC Career Wins

13 2015-16 recruiting class rank

5 Newcomers for 2016-17

1 NCAA Tourney appearance

1 NCAA Tournament wins

DYKES VS. CONFERENCES

- Total: 42-38
- SEC: 15-25 (includes 1-2 in SEC Tournament)
- Nonconference: 27-13
- American: 3-1
- Atlantic Sun: 1-0
- Atlantic-10: 1-0
- Big East: 1-1
- Big 10: 2-2
- Big 12: 2-2
- Conference USA: 1-0
- Mid-Eastern Athletic: 1-0
- MVC: 1-2
- Pac-12: 0-1
- Patriot League: 1-0
- Southland: 8-0
- SWAC: 2-0
- Summit League: 2-3
- Sun Belt: 1-1



00

16-17 HIGHS

Points	34 vs. HBU, 12-28-16
FGM	12 vs. HBU, 12-28-16
FGA	17 vs. Tulsa, 11-30-16
3PM	3 vs. HBU, 12-28-16*
3PA	7 vs. South Dakota, 11-17-16
FTM	8 vs. Butler, 12-7-16
FTA	11 vs. South Dakota, 11-17-16
OREB	5 vs. HBU, 12-28-16*
DREB	7 at Missouri State, 12-11-16
REB	10 vs. HBU, 12-28-16
AST	5 vs. HBU, 12-28-16
BLK	3 vs. ORU, 12-21-16
STL	3 vs. HBU, 12-28-16*
MIN	38 at Ole Miss, 1-1-17

CAREER HIGHS

Points	34 vs. HBU, 12-28-16
FGM	12 vs. HBU, 12-28-16
FGA	25, #13/15 Ky, 2-26-15
3PM	5, #13/15 Ky, 2-26-15*
3PA	11, #13/15 Ky, 2-26-15
FTM	9, at Missouri, 1-5-14
FTA	10, Tulsa, 12-14-14*
OREB	5 vs. HBU, 12-28-16*
DREB	10, vs. Auburn, 2-2-14
REB	10, vs. Florida, 1-28-16 OT
REB	13, SHSU, 11-15-15
AST	5 vs. HBU, 12-28-16
BLK	5, Tulsa, 12-14-14*
STL	3 vs. HBU, 12-28-16*
MIN	39, at LSU, 1-21-16*

*Most Recent

MISCELLANEOUS

	2016-17	Career
10+ Pts	15	92
15+ Pts	8	66
20+ Pts	4	24
30+ Pts	1	2
10+ Rebs	2	15
15+ Rebs	-	-
2BL-2BL	2	16
5+ Ast	1	--
Led AR in Pts	10	50
Led AR in Reb	6	32
GP/GS	17/17	108/103

HONORS

- Senior CLASS Award candidate
- Preseason All-SEC First-Team, '16
- MVP Nugget Classic
- CollegeSportsMadness.com SEC Player of the Week (Dec. 5, 2016)
- All-SEC Second-Team, '14, '15
- **All-SEC First-Team, '16**
- All-SEC Freshman Team, 2014
- AP All-SEC Hon. Mention, 2014
- AP All-SEC Second-Team, 2015
- SEC First-Year Academic HR, 2014
- CSM.com POW, Jan. 18, 2016

NOTES

- Named to coaches **preseason All-SEC First-Team** in '16-17
- Single season personal best 15 consecutive games in double figure scoring as a senior
- Scored in double figures in the first quarter against Stetson, Tulsa and Northwestern State
- Nugget Classic MVP in Reno
- First double-double of the year with 34 and 10 verses HBU
- Followed with double-double at Ole Miss with 10 and 10
- Ranked as No. 15 WNBA draft prospect by CollegeSportsMadness.com
- **Senior CLASS Award** candidate (Jan. 5, 2017)
- Career-best 34 points against Houston Baptist are tied for second-most points by an SEC player this season and tied for the 11th-most points in Arkansas history.
- Scored 30 or more points for the second time in her career and the first time since scoring 31 points as a freshman against Ole Miss on Jan. 19, 2014.



JESSICA JACKSON
F | SR | 6-3 | JACKSONVILLE, ARK.

16-17 GAME BY GAME

Opponent	Date	gs	min	Total		3-Pointers		Free throws		Rebounds				Other				pts	avg		
				fg-fga	pct	3fg-fga	pct	ft-fa	pct	off	def	tot	avg	pf	a	t/o	blk			stl	
SAM HOUSTON STATE	11/11/16	*	27	6-14	.429	3-4	.750	5-7	.714	3	5	8	8.0	3	4	0	1	0	20	20.0	
LA-MONROE	11/13/16	*	23	5-14	.357	3-5	.600	0-0	.000	2	4	6	7.0	2	0	2	0	2	13	16.5	
SOUTH DAKOTA	11/17/16	*	30	5-15	.333	2-7	.286	2-11	.182	3	4	7	7.0	0	2	4	0	1	14	15.7	
STETSON	11/21/16	*	35	7-16	.438	2-5	.400	3-4	.750	3	4	7	7.0	3	2	0	1	0	19	16.5	
vs Memphis	11/25/16	*	23	5-9	.556	0-2	.000	2-2	1.000	3	3	6	6.8	2	1	2	1	0	12	15.6	
vs NAVY	11/26/16	*	28	6-15	.400	1-4	.250	4-6	.667	2	0	2	6.0	2	2	4	0	0	17	15.8	
at Tulsa	11/30/16	*	36	9-17	.529	2-6	.333	2-2	1.000	3	6	9	6.4	2	0	2	1	0	22	16.7	
TEXAS TECH	12/03/16	*	31	3-16	.188	1-5	.200	7-10	.700	2	4	6	6.4	1	3	1	1	0	14	16.4	
BUTLER	12/07/16	*	30	5-11	.455	1-3	.333	8-10	.800	5	4	9	6.7	2	1	5	1	3	19	16.7	
at Missouri State	12/11/16	*	27	2-9	.222	1-5	.200	6-6	1.000	2	7	9	6.9	4	0	2	0	0	11	16.1	
NWST	12/18/16	*	33	9-15	.600	3-5	.600	2-2	1.000	3	3	6	6.8	3	1	2	0	0	23	16.7	
ORU	12/21/16	*	37	6-16	.375	1-2	.500	4-4	1.000	1	2	3	6.5	3	1	3	3	2	17	16.8	
HOUSTON BAPTIST	12/28/16	*	26	12-16	.750	3-6	.500	7-8	.875	5	5	10	6.8	2	5	1	2	3	34	18.1	
at Ole Miss	01/01/17	*	38	3-15	.200	2-8	.250	3-4	.750	2	8	10	7.0	1	4	2	0	1	11	17.6	
#4 MISSISSIPPI STATE	01/05/17	*	23	4-10	.400	2-5	.400	2-4	.500	1	2	3	6.7	4	0	5	2	1	12	17.2	
LSU	01/08/17	*	29	2-7	.286	0-3	.000	2-3	.667	3	3	6	6.7	2	0	4	0	0	6	16.5	
at Texas A&M	01/12/17	*	30	1-2	.500	0-1	.000	3-4	.750	1	1	2	6.4	2	2	4	0	3	5	15.8	
Totals			17	506	90-217	.415	27-76	.355	62-87	.713	44	65	109	6.4	38	28	43	13	16	269	15.8

Games played: 17
Minutes/game: 29.8
Points/game: 15.8
FG Pct: 41.5
3FG Pct: 35.5
FT Pct: 71.3

Rebounds/game: 6.4
Assists/game: 1.6
Turnovers/game: 2.5
Assist/turnover ratio: 0.7
Steals/game: 0.9
Blocks/game: 0.8

JACKSON'S CAREER STATISTICS

Season	gp-gs			Total		3-Point		F-Throws		Rebounds				Scoring							
	gp	gs	min/avg	fg-fga	pct	fg-fga	pct	ft-fa	pct	off	def	tot	avg	pf	fo	ast	to	blk	stl	pts	avg
2013-14	30	30	903/30.1	163-385	.423	48-125	.384	111-138	.804	45	136	181	6.0	70	0	40	51	45	24	485	16.2
2014-15	32	29	1032/32.2	161-431	.374	56-163	.344	99-126	.786	61	139	200	6.3	86	2	30	96	33	27	477	14.9
2015-16	29	27	920/31.7	170-418	.407	48-150	.320	89-121	.736	51	132	183	6.3	76	3	30	70	33	15	477	16.4
2016-17	17	17	506/29.8	90-217	.415	27-76	.355	62-87	.713	44	65	109	6.4	38	0	28	43	13	16	269	15.8
TOTAL	108	103	3361/31.1	584-1451	.402	179-514	.348	361-472	.765	201	472	673	6.2	270	5	128	260	124	82	1708	15.8

2

NOTES

- Second-ever McDonald's All-American to join team out of HS
- Missed start of season with illness
- Missed Missouri State with death in family
- First career game with double figure scoring with 10 points against Memphis
- A then career-best 11 points in 18 minutes versus Texas Tech in SEC/Big 12 Challenge
- Came off the bench with 20 points at Texas A&M



AALIYAH WILSON
F | FR | 5-10 | MUSKOGEE, OKLA.

16-17 HIGHS

Points	20 at Texas A&M, 1-12-17
FGM	8 at Texas A&M, 1-12-17
FGA	15 at Texas A&M, 1-12-17
3PM	4 at Texas A&M, 1-12-17
3PA	7 at Texas A&M, 1-12-17
FTM	2 vs. LSU, 1-8-17*
FTA	2 vs. LSU, 1-8-17*
OREB	2 vs. Texas Tech, 12-3-16*
DREB	5 vs. HBU, 12-28-16*
REB	6 vs. Texas Tech, 12-3-16*
AST	5 vs. HBU, 12-28-16
BLK	2 vs. HBU, 12-28-16
STL	2 vs. Texas Tech, 12-3-16*
MIN	29 vs. HBU, 12-28-16

*Most Recent

CAREER HIGHS

Points	20 at Texas A&M, 1-12-17
FGM	8 at Texas A&M, 1-12-17
FGA	15 at Texas A&M, 1-12-17
3PM	4 at Texas A&M, 1-12-17
3PA	7 at Texas A&M, 1-12-17
FTM	2 vs. LSU, 1-8-17*
FTA	2 vs. LSU, 1-8-17*
OREB	2 vs. Texas Tech, 12-3-16*
DREB	5 vs. HBU, 12-28-16*
REB	6 vs. Texas Tech, 12-3-16*
AST	5 vs. HBU, 12-28-16
BLK	2 vs. HBU, 12-28-16
STL	2 vs. Texas Tech, 12-3-16*
MIN	29 vs. HBU, 12-28-16

*Most Recent

MISCELLANEOUS

	2016-17	Career
10+ Pts	3	3
15+ Pts	1	1
20+ Pts	1	1
10+ Rebs	-	-
15+ Rebs	-	-
Double-Double	-	-
5+ Ast	1	1
Led AR in Pts	1	1
Led AR in Reb	-	-
GP/GS	14/-	14/-

HONORS

- TBA

16-17 GAME BY GAME

Opponent	Date	gs	min	Total		3-Pointers		Free throws		Rebounds				pf	a	t/o	blk	stl	pts	avg
				fg-fga	pct	3fg-fga	pct	ft-fa	pct	off	def	tot	avg							
STETSON	11/21/16	7	1-4	.250	1-1	1.000	0-0	.000	1	2	3	3.0	0	2	0	0	0	3	3.0	
vs Memphis	11/25/16	20	4-9	.444	2-4	.500	0-0	.000	1	2	3	3.0	3	4	3	0	0	10	6.5	
vs NAVY	11/26/16	23	1-4	.250	1-3	.333	2-2	1.000	2	2	4	3.3	0	4	4	1	2	5	6.0	
at Tulsa	11/30/16	18	1-6	.167	0-4	.000	0-0	.000	1	5	6	4.0	3	0	2	0	0	2	5.0	
TEXAS TECH	12/03/16	18	4-12	.333	2-3	.667	1-2	.500	2	4	6	4.4	1	0	2	1	2	11	6.2	
BUTLER	12/07/16	6	0-2	.000	0-2	.000	0-0	.000	0	1	1	3.8	2	0	3	0	0	0	5.2	
NWST	12/18/16	17	0-4	.000	0-3	.000	0-0	.000	0	3	3	3.7	1	5	2	0	0	0	4.4	
ORU	12/21/16	14	0-3	.000	0-0	.000	0-0	.000	0	3	3	3.6	1	0	1	0	1	0	3.9	
HOUSTON BAPTIST	12/28/16	29	4-13	.308	0-4	.000	0-0	.000	0	5	5	3.8	2	5	3	2	1	8	4.3	
at Ole Miss	01/01/17	19	1-6	.167	1-3	.333	0-0	.000	0	2	2	3.6	3	2	3	0	0	3	4.2	
#4 MISSISSIPPI STATE	01/05/17	6	0-2	.000	0-1	.000	0-0	.000	0	0	0	3.3	3	0	1	0	0	0	3.8	
LSU	01/08/17	15	1-3	.333	0-2	.000	2-2	1.000	0	1	1	3.1	1	1	3	0	0	4	3.8	
at Texas A&M	01/12/17	26	8-15	.533	4-7	.571	0-0	.000	1	0	1	2.9	0	1	5	0	1	20	5.1	
at Alabama	01/15/17	10	1-3	.333	1-2	.500	0-0	.000	0	1	1	2.8	0	0	0	0	1	3	4.9	
Totals		0	228	26-86	.302	12-39	.308	5-6	.833	8	31	39	2.8	20	24	32	4	8	69	4.9

Games played: 14
Minutes/game: 16.3
Points/game: 4.9
FG Pct: 30.2
3FG Pct: 30.8
FT Pct: 83.3

Rebounds/game: 2.8
Assists/game: 1.7
Turnovers/game: 2.3
Assist/turnover ratio: 0.8
Steals/game: 0.6
Blocks/game: 0.3

WILSON'S CAREER STATISTICS

Season	gp-gs	min/avg	Total		3-Point		F-Throws		Rebounds				pf	fo	ast	to	blk	stl	Scoring	
			fg-fga	pct	fg-fga	pct	ft-fa	pct	off	def	tot	avg							pts	avg
2016-17	14-0	228/16.3	26-86	.302	12-39	.308	5-6	.833	8	31	39	2.8	20	0	24	32	4	8	69	4.9
TOTAL	14-0	228/16.3	26-86	.302	12-39	.308	5-6	.833	8	31	39	2.8	20	0	24	32	4	8	69	4.9

3

NOTES

- Opened 2016-17 as a starter
- Twelve games with 25+ minutes played
- Posted a career-best with 18 points against Stetson
- Ten games with double digit scoring
- Four games with five or more assists
- Missed ORU, HBU & Ole Miss games with injury



MALICA MONK
G | SO | 5-5 | N. LITTLE ROCK, ARK.

16-17 HIGHS

Points	18 vs. Stetson, 11-21-16
FGM	6 at Texas A&M, 1-12-17*
FGA	16 at Missouri State, 12-11-16
3PM	2 at Texas A&M, 1-12-17
3PA	3 at Texas A&M, 1-12-17
FTM	8 vs. #4 Miss State, 1-5-17
FTA	9 vs. #4 Miss State, 1-5-17
OREB	3 vs. ULM, 11-13-16
DREB	4 vs. Tulsa, 11-30-16
REB	5 vs. ULM, 11-13-16
AST	7 vs. Memphis, 11-25-16
BLK	3 vs. LSU, 1-8-17
STL	4 vs. Memphis, 11-25-16
MIN	38 vs. #4 Miss State, 1-5-17

CAREER HIGHS

Points	18 vs. Stetson, 11-21-16
FGM	6 at Texas A&M, 1-12-17*
FGA	16 at Missouri State, 12-11-16
3PM	2 at Texas A&M, 1-12-17
3PA	3 at Texas A&M, 1-12-17
FTM	8 vs. #4 Miss State, 1-5-17
FTA	9 vs. #4 Miss State, 1-5-17
OREB	3 vs. ULM, 11-13-16
DREB	4 vs. Tulsa, 11-30-16
REB	5 vs. ULM, 11-13-16
AST	7 vs. Memphis, 11-25-16
BLK	3 vs. LSU, 1-8-17
STL	4 vs. Memphis, 11-25-16
MIN	38 vs. #4 Miss State, 1-5-17

*Most Recent

MISCELLANEOUS

	2016-17	Career
10+ Pts	10	13
15+ Pts	3	3
20+ Pts	-	-
10+ Rebs	-	-
15+ Rebs	-	-
Double-Double	-	-
5+ Ast	4	6
Led AR in Pts	2	2
Led AR in Reb	-	-
GP/GS	15/15	42/20

HONORS

- Arkansas Academic Honor Roll (3.0-3.49 GPA) (Fall 2016)

16-17 GAME BY GAME

Opponent	Date	gs	min	Total		3-Pointers		Free throws		Rebounds				pts	avg						
				fg-fga	pct	3fg-fga	pct	ft-fa	pct	off	def	tot	avg								
SAM HOUSTON STATE	11/11/16	*	27	5-7	.714	0-0	.000	2-2	1.000	0	2	2	2.0	2	3	1	0	2	12	12.0	
LA-MONROE	11/13/16	*	25	2-3	.667	0-0	.000	5-6	.833	3	2	5	3.5	1	2	1	1	3	9	10.5	
SOUTH DAKOTA	11/17/16	*	34	5-10	.500	0-0	.000	2-2	1.000	1	1	2	3.0	3	4	2	0	4	12	11.0	
STETSON	11/21/16	*	36	6-10	.600	0-1	.000	6-6	1.000	0	3	3	3.0	2	5	4	0	1	18	12.8	
vs Memphis	11/25/16	*	21	5-7	.714	0-1	.000	3-4	.750	2	1	3	3.0	1	7	2	0	4	13	12.8	
vs NAVY	11/26/16	*	22	2-2	1.000	0-0	.000	0-0	.000	0	0	0	2.5	5	1	2	0	0	4	11.3	
at Tulsa	11/30/16	*	34	2-6	.333	0-0	.000	2-2	1.000	0	4	4	2.7	3	4	2	0	1	6	10.6	
TEXAS TECH	12/03/16	*	36	5-14	.357	1-2	.500	0-1	.000	1	2	3	2.8	0	4	0	0	3	11	10.6	
BUTLER	12/07/16	*	35	4-8	.500	0-0	.000	3-4	.750	0	2	2	2.7	4	5	1	0	1	11	10.7	
at Missouri State	12/11/16	*	37	6-16	.375	1-2	.500	1-4	.250	2	1	3	2.7	1	2	1	0	1	14	11.0	
NWST	12/18/16	*	10	1-2	.500	0-0	.000	0-0	.000	0	1	1	2.5	1	2	0	0	1	2	10.2	
#4 MISSISSIPPI STATE	01/05/17	*	38	4-12	.333	1-2	.500	8-9	.889	0	2	2	2.5	4	0	1	2	3	17	10.8	
LSU	01/08/17	*	34	0-6	.000	0-2	.000	6-8	.750	1	1	2	2.5	4	5	4	3	2	6	10.4	
at Texas A&M	01/12/17	*	26	6-9	.667	2-3	.667	2-2	1.000	0	1	1	2.4	4	2	3	0	1	16	10.8	
at Alabama	01/15/17	*	35	5-10	.500	0-2	.000	1-1	1.000	0	2	2	2.3	5	4	1	0	1	11	10.8	
Totals			15	450	58-122	.475	5-15	.333	41-51	.804	10	25	35	2.3	40	50	25	6	28	162	10.8

Games played: 15
Minutes/game: 30.0
Points/game: 38
FG Pct: 47.5
3FG Pct: 33.3
FT Pct: 80.4

Rebounds/game: 2.3
Assists/game: 3.3
Turnovers/game: 1.7
Assist/turnover ratio: 2.0
Steals/game: 1.9
Blocks/game: 0.4


MONK'S CAREER STATISTICS

Season	gp-gs	min/avg	Total		3-Point		F-Throws		Rebounds				Scoring							
			fg-fga	pct	fg-fga	pct	ft-fa	pct	off	def	tot	avg	pf	fo	ast	to	blk	stl	pts	avg
2015-16	27-5	461/17.1	48-136	.353	2-10	.200	12-19	.632	6	23	29	1.1	60	2	47	44	5	23	110	4.1
2016-17	15-15	450/30.0	58-122	.475	5-15	.333	41-51	.804	10	25	35	2.3	40	2	50	25	6	28	162	10.8
TOTAL	42-20	911/21.7	106-258	.411	7-25	.280	53-70	.757	16	48	64	1.5	100	4	97	69	11	51	272	6.5

4

NOTES

- Career-best 23 points on 6-for-8 shooting in win over Houston Baptist
- First start of the season verses HBU
- Fifteen games with 20+ minutes this year
- Career-best nine rebounds against Northwestern State
- Repeated with nine boards at Alabama
- Ten double figure scoring games
- Also throws javelin for the Razorback track and field team



KEIRYN SWENSON
F | SO | 6-1 | WICHITA, KAN.

16-17 HIGHS

Points	23 vs. HBU, 12-28-16
FGM	7 vs. Navy, 11-26-16
FGA	13 at Ole Miss, 1-1-17
3PM	4 at Ole Miss, 1-1-17
3PA	9 at Ole Miss, 1-1-17
FTM	8 vs. HBU, 12-28-16
FTA	9 vs. HBU, 12-28-16
OREB	5 at Alabama, 1-15-17*
DREB	6 vs. NSU, 12-18-15
REB	9 at Alabama, 1-15-17*
AST	2 vs. NSU, 12-18-15
BLK	2 vs. HBU, 12-28-16*
STL	1 at Alabama, 1-15-17*
MIN	37 at Ole Miss, 1-1-17

CAREER HIGHS

Points	23 vs. HBU, 12-28-16
FGM	7 vs. Navy, 11-26-16
FGA	13 at Ole Miss, 1-1-17
3PM	4 at Ole Miss, 1-1-17
3PA	9 at Ole Miss, 1-1-17
FTM	8 vs. HBU, 12-28-16
FTA	9 vs. HBU, 12-28-16
OREB	5 at Alabama, 1-15-17*
DREB	6 vs. NSU, 12-18-15*
REB	9 at Alabama, 1-15-17*
AST	2 vs. NSU, 12-18-15*
BLK	2 vs. HBU, 12-28-16*
STL	2, New Orleans, 12-30-15*
MIN	37 at Ole Miss, 1-1-17

*Most Recent

MISCELLANEOUS

	2016-17	Career
10+ Pts	10	10
15+ Pts	4	4
20+ Pts	1	1
10+ Rebs	-	-
15+ Rebs	-	-
Double-Double	-	-
5+ Ast	-	-
Led AR in Pts	1	1
Led AR in Reb	-	1
GP/GS	18/3	47/4

16-17 GAME BY GAME

Opponent	Date	gs	min	Total		3-Pointers		Free throws		Rebounds					pts	avg				
				fg-fga	pct	fg-fga	pct	ft-fa	pct	off	def	tot	avg	pf			a	t/o	blk	stl
SAM HOUSTON STATE	11/11/16	23	2-6	.333	1-3	.333	0-0	.000	0	5	5	5.0	3	1	2	0	1	5	5.0	
LA-MONROE	11/13/16	23	5-7	.714	2-3	.667	1-1	1.000	2	4	6	5.5	0	1	0	1	1	13	9.0	
SOUTH DAKOTA	11/17/16	18	1-3	.333	0-1	.000	1-2	.500	5	1	6	5.7	0	0	0	1	0	3	7.0	
STETSON	11/21/16	20	3-5	.600	2-2	1.000	1-2	.500	1	1	2	4.8	2	0	1	0	1	9	7.5	
vs Memphis	11/25/16	20	4-7	.571	1-2	.500	1-1	1.000	1	1	2	4.2	1	1	0	0	0	10	8.0	
vs NAVY	11/26/16	34	7-12	.583	2-3	.667	0-0	.000	1	2	3	4.0	1	0	0	1	1	16	9.3	
at Tulsa	11/30/16	12	0-2	.000	0-2	.000	0-0	.000	0	2	2	3.7	2	0	0	0	0	0	8.0	
TEXAS TECH	12/03/16	18	2-3	.667	1-1	1.000	3-4	.750	1	4	5	3.9	0	1	1	1	0	8	8.0	
BUTLER	12/07/16	23	6-7	.857	3-3	1.000	0-0	.000	0	3	3	3.8	0	0	1	2	1	15	8.8	
at Missouri State	12/11/16	21	2-3	.667	0-1	.000	1-1	1.000	4	1	5	3.9	2	0	2	2	0	5	8.4	
NWST	12/18/16	25	4-9	.444	1-3	.333	2-2	1.000	3	6	9	4.4	3	2	0	0	0	11	8.6	
ORU	12/21/16	23	0-2	.000	0-1	.000	0-0	.000	1	2	3	4.3	3	0	0	2	0	0	7.9	
HOUSTON BAPTIST	12/28/16	* 31	6-8	.750	3-3	1.000	8-9	.889	4	3	7	4.5	1	1	1	2	1	23	9.1	
at Ole Miss	01/01/17	* 37	6-13	.462	4-9	.444	3-3	1.000	1	3	4	4.4	1	0	1	1	1	19	9.8	
#4 MISSISSIPPI STATE	01/05/17	* 30	1-8	.125	0-3	.000	0-0	.000	3	4	7	4.6	1	1	2	1	1	2	9.3	
LSU	01/08/17	20	3-4	.750	2-3	.667	2-2	1.000	2	2	4	4.6	3	0	2	0	0	10	9.3	
at Texas A&M	01/12/17	25	3-5	.600	1-3	.333	3-4	.750	2	1	3	4.5	0	0	1	1	0	10	9.4	
at Alabama	01/15/17	21	4-9	.444	2-2	1.000	2-3	.667	5	4	9	4.7	2	0	4	0	1	12	9.5	
Totals		3	424	59-113	.522	25-48	.521	28-34	.824	36	49	85	4.7	25	8	18	15	9	171	9.5

Games played: 18
Minutes/game: 23.6
Points/game: 9.5
FG Pct: 52.2
3FG Pct: 52.1
FT Pct: 82.4

Rebounds/game: 4.7
Assists/game: 0.4
Turnovers/game: 1.0
Assist/turnover ratio: 0.4
Steals/game: 0.5
Blocks/game: 0.8

HONORS

- SEC First-Year Academic Honor Roll ('16)
- Arkansas Academic Champion (4.00 GPA) (Fall 2015, Spring 2016, Fall 2016)


SWENSON'S CAREER STATISTICS

Season	gp-gs	min/avg	Total		3-Point		F-Throws		Rebounds				Scoring							
			fg-fga	pct	fg-fga	pct	ft-fa	pct	off	def	tot	avg	pf	fo	ast	to	blk	stl	pts	avg
2015-16	29-1	373/12.9	27-84	.321	5-21	.238	19-27	.704	34	34	68	2.3	26	0	7	15	4	10	78	2.7
2016-17	18-3	424/23.6	59-113	.522	25-48	.521	28-34	.824	36	49	85	4.7	25	0	8	18	15	9	171	9.5
TOTAL	47-4	797/17.0	86-197	.437	30-69	.435	47-61	.770	70	83	153	3.3	51	0	15	33	19	19	249	5.3

10

NOTES

- Played in nine games this year
- Career-best nine points in 14 minutes against ULM



KIARA WILLIAMS
F/C | FR | 6-1 | LITTLE ROCK, ARK.

16-17 HIGHS

Points	9 vs. ULM, 11-13-16
FGM	4 vs. ULM, 11-13-16
FGA	6 vs. ULM, 11-13-16
3PM	0
3PA	0
FTM	1 at Alabama, 1-15-17*
FTA	4 vs. ULM, 11-13-16
OREB	2 at Alabama, 1-15-17*
DREB	4 at Alabama, 1-15-17*
AST	0
BLK	1 at Missouri State, 12-11-16
STL	1 at Alabama, 1-15-17*
MIN	15 at Alabama, 1-15-17

CAREER HIGHS

Points	9 vs. ULM, 11-13-16
FGM	4 vs. ULM, 11-13-16
FGA	6 vs. ULM, 11-13-16
3PM	0
3PA	0
FTM	1 at Alabama, 1-15-17*
FTA	4 vs. ULM, 11-13-16
OREB	2 at Alabama, 1-15-17*
DREB	4 at Alabama, 1-15-17*
AST	0
BLK	1 at Missouri State, 12-11-16
STL	1 at Alabama, 1-15-17*
MIN	15 at Alabama, 1-15-17

*Most Recent

MISCELLANEOUS

	2016-17	Career
10+ Pts	-	-
15+ Pts	-	-
20+ Pts	-	-
10+ Rebs	-	-
15+ Rebs	-	-
Double-Double	-	-
5+ Ast	-	-
Led AR in Pts	-	-
Led AR in Reb	-	-
GP/GS	9/-	9/-

HONORS

• TBA

16-17 GAME BY GAME

Opponent	Date	gs	min	Total		3-Pointers		Free throws		Rebounds				pf	a	t/o	blk	stl	pts	avg
				fg-fga	pct	3fg-fga	pct	ft-fta	pct	off	def	tot	avg							
SAM HOUSTON STATE	11/11/16	5		0-1	.000	0-0	.000	0-0	.000	0	1	1	1.0	0	0	1	0	1	0	0.0
LA-MONROE	11/13/16	14		4-6	.667	0-0	.000	1-4	.250	2	3	5	3.0	4	0	0	0	0	9	4.5
STETSON	11/21/16	0		0-0	.000	0-0	.000	0-0	.000	0	0	0	2.0	0	0	0	0	0	0	3.0
vs Memphis	11/25/16	8		3-4	.750	0-0	.000	0-0	.000	2	4	6	3.0	2	0	0	0	0	6	3.8
at Tulsa	11/30/16	8		1-2	.500	0-0	.000	1-2	.500	1	2	3	3.0	0	0	0	0	0	3	3.6
BUTLER	12/07/16	10		1-1	1.000	0-0	.000	0-0	.000	1	2	3	3.0	2	0	1	0	1	2	3.3
at Missouri State	12/11/16	12		1-2	.500	0-0	.000	0-2	.000	1	2	3	3.0	1	0	0	1	0	2	3.1
NWST	12/18/16	14		0-2	.000	0-0	.000	0-2	.000	0	1	1	2.8	4	1	3	1	0	0	2.8
at Alabama	01/15/17	15		3-3	1.000	0-0	.000	1-1	1.000	2	4	6	3.1	3	0	4	0	1	7	3.2
Totals		0	86	13-21	.619	0-0	.000	3-11	.273	9	19	28	3.1	16	1	9	2	3	29	3.2

Games played: 9
Minutes/game: 9.6
Points/game: 3.2
FG Pct: 61.9
FT Pct: 27.3

Rebounds/game: 3.1
Assists/game: 0.1
Turnovers/game: 1.0
Assist/turnover ratio: 0.1
Steals/game: 0.3
Blocks/game: 0.2

WILLIAMS' CAREER STATISTICS

Season	gp-gs	min/avg	Total		3-Point		F-Throws		Rebounds				Scoring							
			fg-fga	pct	fg-fga	pct	ft-fta	pct	off	def	tot	avg	pf	fo	ast	to	blk	stl	pts	avg
2016-17	9-0	86/9.6	13-21	.619	0-0	.000	3-11	.273	9	19	28	3.1	16	0	1	9	2	3	29	3.2
TOTAL	9-0	86/9.6	13-21	.619	0-0	.000	3-11	.273	9	19	28	3.1	16	0	1	9	2	3	29	3.2

14

16-17 HIGHS

Points	19 vs. ORU, 12-21-16
FGM	9 vs. ORU, 12-21-16
FGA	15 vs. ORU, 12-21-16
3PM	2 vs. S Dakota, 11-17-16
3PA	3 vs. NSU, 12-18-15*
FTM	2 vs. S Dakota, 11-17-16
FTA	2 vs. #4 Miss State, 1-5-17*
OREB	4 vs. Texas Tech, 12-3-16
DREB	6 at Alabama, 1-15-17*
REB	9 vs. Texas Tech, 12-3-16
AST	11 vs. HBU, 12-28-16
BLK	1 vs. HBU, 12-28-16
STL	3 vs. NWSU, 12-18-16
MIN	40 vs. ORU, 12-21-16

* Most Recent

CAREER HIGHS

Points	19 vs. ORU, 12-21-16
FGM	9 vs. ORU, 12-21-16
FGA	15 vs. ORU, 12-21-16
3PM	2 vs. S Dakota, 11-17-16
3PA	3 vs. NSU, 12-18-15
FTM	2 vs. S Dakota, 11-17-16
FTA	2 vs. #4 Miss State, 1-5-17*
OREB	4 vs. Texas Tech, 12-3-16
DREB	6 vs. ORU, 12-21-16
REB	9 vs. Texas Tech, 12-3-16
AST	11 vs. HBU, 12-28-16
BLK	1 vs. HBU, 12-28-16
STL	3 vs. NWSU, 12-18-16
MIN	40 vs. ORU, 12-21-16

* Most Recent

MISCELLANEOUS

	2016-17	Career
10+ Pts	6	6
15+ Pts	2	2
20+ Pts	-	-
10+ Rebs	-	-
15+ Rebs	-	-
Double-Double	2	2
5+ Ast	5	5
Led AR in Pts	2	2
Led AR in Reb	-	-
GP/GS	18/18	18/18

HONORS

- SEC Freshman of the Week (Nov. 29, 2016)
- Member of the SEC WBB Leadership Council

NOTES

- Member of the SEC Women's Basketball Leadership Council
- Played and started all games as a true freshman
- **SEC Freshman of the Week** honors Nov. 29 recording 18 points, nine rebounds and seven assists in two games
- Posted career-best with 19 points on 9-for-15 shooting versus ORU
- Six games with double figure scoring
- Career-best 11 assists versus HBU
- First career double-double with 10 points and 11 assists versus Houston Baptist
- Back-to-back double-doubles with 10 and 10 at Ole Miss in the conference opener



JAILYN MASON
PG | FR | 5-9 | MASON, OHIO

16-17 GAME BY GAME

Opponent	Date	gs	min	Total		3-Pointers		Free throws		Rebounds				Other				pts	avg		
				fg-fga	pct	3fg-fga	pct	ft-fa	pct	off	def	tot	avg	pf	a	t/o	blk			stl	
SAM HOUSTON STATE	11/11/16	*	36	2-9	.222	1-2	.500	0-0	.000	0	4	4	4.0	1	5	2	0	3	5	5.0	
LA-MONROE	11/13/16	*	18	2-4	.500	0-1	.000	0-0	.000	0	0	0	2.0	4	2	1	0	0	4	4.5	
SOUTH DAKOTA	11/17/16	*	30	3-7	.429	2-3	.667	2-2	1.000	0	2	2	2.0	1	2	0	0	1	10	6.3	
STETSON	11/21/16	*	31	5-10	.500	1-1	1.000	0-1	.000	1	5	6	3.0	1	2	0	0	0	11	7.5	
vs Memphis	11/25/16	*	25	4-7	.571	1-1	1.000	0-0	.000	1	3	4	3.2	3	2	3	0	0	9	7.8	
vs NAVY	11/26/16	*	28	4-7	.571	1-2	.500	0-0	.000	0	5	5	3.5	4	5	1	0	0	9	8.0	
at Tulsa	11/30/16	*	26	4-8	.500	0-0	.000	0-0	.000	1	5	6	3.9	3	2	2	0	0	8	8.0	
TEXAS TECH	12/03/16	*	31	4-8	.500	0-0	.000	1-2	.500	4	5	9	4.5	1	3	1	0	0	9	8.1	
BUTLER	12/07/16	*	34	0-4	.000	0-0	.000	0-0	.000	2	4	6	4.7	0	5	3	0	1	0	7.2	
at Missouri State	12/11/16	*	22	0-6	.000	0-1	.000	0-0	.000	1	2	3	4.5	2	0	0	0	1	0	6.5	
NWST	12/18/16	*	36	3-7	.429	1-3	.333	0-0	.000	2	3	5	4.5	0	3	4	1	3	7	6.5	
ORU	12/21/16	*	40	9-15	.600	0-1	.000	1-2	.500	0	6	6	4.7	2	3	1	0	0	19	7.6	
HOUSTON BAPTIST	12/28/16	*	33	5-11	.455	0-1	.000	0-0	.000	0	4	4	4.6	1	11	0	1	4	10	7.8	
at Ole Miss	01/01/17	*	36	5-11	.455	0-0	.000	0-0	.000	0	5	5	4.6	4	10	1	1	0	10	7.9	
#4 MISSISSIPPI STATE	01/05/17	*	35	3-12	.250	0-0	.000	1-2	.500	0	3	3	4.5	5	2	2	2	1	7	7.9	
LSU	01/08/17	*	33	1-4	.250	0-2	.000	0-0	.000	0	3	3	4.4	2	2	2	0	1	2	7.5	
at Texas A&M	01/12/17	*	29	3-8	.375	0-1	.000	0-0	.000	0	4	4	4.4	2	2	1	0	2	6	7.4	
at Alabama	01/15/17	*	31	7-13	.538	1-2	.500	0-0	.000	0	6	6	4.5	3	4	3	0	1	15	7.8	
Totals			18	554	64-151	.424	8-21	.381	5-9	.556	12	69	81	4.5	39	65	27	5	18	141	7.8

Games played: 18
Minutes/game: 30.8
Points/game: 7.8
FG Pct: 42.4
3FG Pct: 38.1
FT Pct: 55.6

Rebounds/game: 4.5
Assists/game: 3.6
Turnovers/game: 1.5
Assist/turnover ratio: 2.4
Steals/game: 1.0
Blocks/game: 0.3

MASON'S CAREER STATISTICS

Season	gp-gs	min/avg	Total		3-Point		F-Throws		Rebounds				Other				Scoring			
			fg-fga	pct	fg-fga	pct	ft-fa	pct	off	def	tot	avg	pf	fo	ast	to	blk	stl	pts	avg
2016-17	18-18	554/30.8	64-151	.424	8-21	.381	5-9	.556	12	69	81	4.5	39	1	65	27	5	18	141	7.8
TOTAL	18-18	554/30.8	64-151	.424	8-21	.381	5-9	.556	12	69	81	4.5	39	1	65	27	5	18	141	7.8

20

NOTES

- Played in five games this year
- Missed NSU, ORU games with injury
- Several career high marks against HBU including points, field goals and 3-point field goals made and rebounds



SYDNEY STOUT
F | FR | 6-0 | BIXBY, OKLA.

16-17 HIGHS

Points	8 vs. HBU, 12-28-16
FGM	3 vs. HBU, 12-28-16
FGA	5 vs. HBU, 12-28-16
3PM	2 vs. HBU, 12-28-16
3PA	4 vs. HBU, 12-28-16
FTM	2 at Texas A&M, 1-12-17
FTA	4 at Texas A&M, 1-12-17
OREB	1 at Texas A&M, 1-12-17
DREB	6 vs. HBU, 12-28-16
REB	6 vs. HBU, 12-28-16
AST	0
BLK	1 vs. ULM, 11-13-16
STL	0
MIN	15 vs. HBU, 12-28-16

* Most Recent

CAREER HIGHS

Points	8 vs. HBU, 12-28-16
FGM	3 vs. HBU, 12-28-16
FGA	5 vs. HBU, 12-28-16
3PM	2 vs. HBU, 12-28-16
3PA	4 vs. HBU, 12-28-16
FTM	2 at Texas A&M, 1-12-17
FTA	4 at Texas A&M, 1-12-17
OREB	1 at Texas A&M, 1-12-17
DREB	6 vs. HBU, 12-28-16
REB	6 vs. HBU, 12-28-16
AST	0
BLK	1 vs. ULM, 11-13-16
STL	0
MIN	15 vs. HBU, 12-28-16

* Most Recent

MISCELLANEOUS

	2016-17	Career
10+ Pts	-	-
15+ Pts	-	-
20+ Pts	-	-
10+ Rebs	-	-
15+ Rebs	-	-
Double-Double	-	-
5+ Ast	-	-
Led AR in Pts	-	-
Led AR in Reb	-	-
GP/GS	5/-	5/-

HONORS

- Arkansas Academic Honor Roll (3.0-3.49 GPA) (Fall 2016)

16-17 GAME BY GAME

Opponent	Date	qs	min	Total		3-Pointers		Free throws		Rebounds				pf	a	t/o	blk	stl	pts	avg
				fg-fga	pct	3fg-fga	pct	ft-fa	pct	off	def	tot	avg							
SAM HOUSTON STATE	11/11/16	3		0-0	.000	0-0	.000	0-0	.000	0	0	0	0.0	0	0	0	0	0	0	0.0
LA-MONROE	11/13/16	6		0-2	.000	0-2	.000	0-0	.000	0	0	0	0.0	1	0	0	1	0	0	0.0
vs Memphis	11/25/16	4		1-1	1.000	1-1	1.000	0-0	.000	0	1	1	0.3	2	0	0	0	0	3	1.0
HOUSTON BAPTIST	12/28/16	15		3-5	.600	2-4	.500	0-0	.000	0	6	6	1.8	1	0	2	0	0	8	2.8
at Texas A&M	01/12/17	9		0-2	.000	0-1	.000	2-4	.500	1	0	1	1.6	3	0	0	0	0	2	2.6
Totals		0	37	4-10	.400	3-8	.375	2-4	.500	1	7	8	1.6	7	0	2	1	0	13	2.6

Games played: 5
Minutes/game: 7.4
Points/game: 2.6
FG Pct: 40.0
3FG Pct: 37.5
FT Pct: 50.0

Rebounds/game: 1.6
Turnovers/game: 0.4
Blocks/game: 0.2

STOUT'S CAREER STATISTICS

Season	gp-gs	min/avg	Total		3-Point		F-Throws		Rebounds				Scoring							
			fg-fga	pct	fg-fga	pct	ft-fa	pct	off	def	tot	avg	pf	fo	ast	to	blk	stl	pts	avg
2016-17	5-0	37/7.4	4-10	.400	3-8	.375	2-4	.500	1	7	8	1.6	7	0	0	2	1	0	13	2.6
TOTAL	5-0	37/7.4	4-10	.400	3-8	.375	2-4	.500	1	7	8	1.6	7	0	0	2	1	0	13	2.6

21

16-17 HIGHS

Points	18 at Missouri State, 12-11-16
FGM	6 vs. LSU, 1-8-17
FGA	17 at Missouri State, 12-11-16
3PM	3 vs. LSU, 1-8-17*
3PA	8 vs. LSU, 1-8-17
FTM	5 at Missouri State, 12-11-16
FTA	7 at Missouri State, 12-11-16
OREB	2 at Alabama, 1-15-17
DREB	7 vs. LSU, 1-8-17
REB	7 vs. LSU, 1-8-17
AST	6 vs. ORU, 12-21-16
BLK	1 vs. LSU, 1-8-17*
STL	4 vs. ULM, 11-13-16
MIN	37 vs. ORU, 12-21-16

CAREER HIGHS

Points	18 at Missouri State, 12-11-16
FGM	7, MVSU, 12-28-15
FGA	17 at Missouri State, 12-11-16*
	19, at Auburn, 1-24-16 OT
3PM	3 vs. LSU, 1-8-17*
3PA	9, at Butler, 12-13-15
	9, at Auburn, 1-24-16 OT*
FTM	7, New Orleans, 12-30-15
FTA	8, New Orleans, 12-30-15
OREB	2 at Alabama, 1-15-17*
DREB	7 vs. LSU, 1-8-17
	8, at Auburn, 1-24-16 OT
REB	7 vs. LSU, 1-8-17
	9, at Auburn, 1-24-16 OT
AST	6 vs. ORU, 12-21-16
BLK	3, MVSU, 12-28-15
STL	4 vs. ULM, 11-13-16
MIN	37, at Butler, 12-13-15
	42, at Auburn, 1-24-16 OT

*Most Recent

MISCELLANEOUS

	2016-17	Career
10+ Pts	5	20
15+ Pts	2	7
20+ Pts	-	1
10+ Rebs	-	-
15+ Rebs	-	-
Double-Double	-	-
5+ Ast	2	3
Led AR in Pts	2	4
Led AR in Reb	-	-
GP/GS	17/7	47/32

HONORS

- SEC First-Year Academic Honor Roll ('16)
- Arkansas Academic Honor Roll (3.0-3.49 GPA) (Fall 2015, Spring 2016, Fall 2016)

NOTES

- Missed first game with a family emergency
- Scored career-best 18 points in road game at Missouri State
- Three of four games before the holiday break with double figures
- Fourth double figure scoring game with 15 points against LSU (1-8-17)
- Five games with double digit points this season



DEVIN COSPER
G | SR | 5-10 | COFFEYVILLE, KAN.

16-17 GAME BY GAME

Opponent	Date	gs	min	Total		3-Pointers		Free throws		Rebounds				pf	a	t/o	blk	stl	pts	avg
				fg-fga	pct	3fg-fga	pct	ft-fa	pct	off	def	tot	avg							
LA-MONROE	11/13/16	18	2-5	.400	0-2	.000	2-2	1.000	0	1	1	1.0	0	5	0	1	4	6	6.0	
SOUTH DAKOTA	11/17/16	6	0-1	.000	0-0	.000	0-0	.000	0	2	2	1.5	0	0	0	0	0	0	3.0	
STETSON	11/21/16	9	0-2	.000	0-2	.000	0-0	.000	0	0	0	1.0	0	1	0	0	0	0	2.0	
vs Memphis	11/25/16	17	4-7	.571	0-3	.000	0-0	.000	0	2	2	1.3	4	2	1	0	0	8	3.5	
vs NAVY	11/26/16	15	1-4	.250	0-2	.000	0-0	.000	0	2	2	1.4	0	3	0	0	2	2	3.2	
at Tulsa	11/30/16	9	0-3	.000	0-1	.000	1-2	.500	1	1	2	1.5	1	0	1	0	0	1	2.8	
TEXAS TECH	12/03/16	11	1-4	.250	0-1	.000	0-0	.000	0	5	5	2.0	0	4	0	0	0	2	2.7	
BUTLER	12/07/16	21	5-9	.556	1-1	1.000	2-4	.500	0	2	2	2.0	0	0	3	0	2	13	4.0	
at Missouri State	12/11/16	30	5-17	.294	3-7	.429	5-7	.714	0	4	4	2.2	2	1	1	0	3	18	5.6	
NWST	12/18/16	21	4-6	.667	1-2	.500	0-0	.000	0	2	2	2.2	0	3	2	1	1	9	5.9	
ORU	12/21/16	* 37	5-14	.357	0-3	.000	0-0	.000	0	3	3	2.3	0	6	2	1	2	10	6.3	
HOUSTON BAPTIST	12/28/16	* 28	2-9	.222	1-1	1.000	0-0	.000	0	3	3	2.3	1	3	2	1	1	5	6.2	
at Ole Miss	01/01/17	* 33	4-9	.444	0-2	.000	1-1	1.000	0	3	3	2.4	3	2	1	0	2	9	6.4	
#4 MISSISSIPPI STATE	01/05/17	* 18	2-3	.667	0-0	.000	2-3	.667	1	0	1	2.3	0	2	2	0	0	6	6.4	
LSU	01/08/17	* 27	6-12	.500	3-8	.375	0-0	.000	0	7	7	2.6	2	2	6	1	1	15	6.9	
at Texas A&M	01/12/17	* 15	1-6	.167	0-2	.000	0-0	.000	0	2	2	2.6	4	1	0	0	1	2	6.6	
at Alabama	01/15/17	* 33	5-14	.357	0-4	.000	0-0	.000	2	2	4	2.6	4	0	3	0	1	10	6.8	
Totals		7	348	47-125	.376	9-41	.220	13-19	.684	4	41	45	2.6	21	35	24	5	20	116	6.8

Games played: 17
Minutes/game: 20.5
Points/game: 6.8
FG Pct: 37.6
3FG Pct: 22.0
FT Pct: 68.4

Rebounds/game: 2.6
Assists/game: 2.1
Turnovers/game: 1.4
Assist/turnover ratio: 1.5
Steals/game: 1.2
Blocks/game: 0.3

COSPER'S CAREER STATISTICS

Season	gp-gs	min/avg	Total		3-Point		F-Throws		Rebounds				pf	fo	ast	to	blk	stl	Scoring	
			fg-fga	pct	fg-fga	pct	ft-fa	pct	off	def	tot	avg							pts	avg
2015-16	30-25	792/26.4	97-293	.331	25-104	.240	50-72	.694	16	83	99	3.3	57	0	42	74	5	34	269	9.0
2016-17	17-7	348/20.5	47-125	.376	9-41	.220	13-19	.684	4	41	45	2.6	21	0	35	24	5	20	116	6.8
TOTAL	47-32	1140/24.3	144-418	.344	34-145	.234	63-91	.692	20	124	144	3.1	78	0	77	98	10	54	385	8.2

22

NOTES

- Improved her career-best with 11 points on 4-for-6 shooting at Tulsa
- Started 14 games this year
- Averaging 22+ minutes as a sophomore
- Tied her career-best with seven rebounds vs. No. 4 Mississippi State - seven rebounds three times as a sophomore



BAILEY ZIMMERMAN
G/F | SO | 6-0 | ST. VINCENT, ARK.

16-17 HIGHS

Points	11 vs. Tulsa, 11-30-16
FGM	4 vs. Tulsa, 11-30-16
FGA	7 at Missouri State, 12-11-16*
3PM	2 vs. Tulsa, 11-30-16*
3PA	5 vs. SHSU, 11-11-16
FTM	4 at Missouri State, 12-11-16
FTA	4 at Missouri State, 12-11-16*
OREB	2 vs. #4 Miss State, 1-5-17*
DREB	6 at Alabama, 1-15-17
REB	7 at Alabama, 1-15-17*
AST	3 vs. Butler, 12-7-16*
BLK	1 vs. LSU, 1-8-17*
STL	2 vs. NSU, 12-18-15*
MIN	32 vs. SHSU, 11-11-16

* Most Recent

CAREER HIGHS

Points	11 vs. Tulsa, 11-30-16
FGM	4 vs. Tulsa, 11-30-16
FGA	9 at Butler, 12-13-15
3PM	2 vs. Tulsa, 11-30-16*
3PA	7, at Butler, 12-13-15
FTM	2 vs. South Dakota, 11-17-16*
FTA	4 vs. Butler, 12-7-16
OREB	3 at Butler, 12-13-15*
DREB	6 at Alabama, 1-15-17
REB	7 at Alabama, 1-15-17*
AST	3 vs. Navy, 11-26-16*
BLK	1 vs. LSU, 1-8-17*
STL	2 vs. NSU, 12-18-15*
MIN	32 vs. SHSU, 11-11-16

*Most Recent

MISCELLANEOUS

	2016-17	Career
10+ Pts	-	-
15+ Pts	-	-
20+ Pts	-	-
10+ Rebs	-	-
15+ Rebs	-	-
Double-Double	-	-
5+ Ast	-	-
Led AR in Pts	-	-
Led AR in Reb	-	-
GP/GS	18/15	38/16

16-17 GAME BY GAME

Opponent	Date	gs	min	Total		3-Pointers		Free throws		Rebounds				pf	a	t/o	blk	stl	pts	avg
				fg-fga	pct	3fg-fga	pct	ft-fa	pct	off	def	tot	avg							
SAM HOUSTON STATE	11/11/16	*	32	3-6	.500	2-5	.400	1-2	.500	2	3	5	5.0	1	3	1	0	1	9	9.0
LA-MONROE	11/13/16	*	18	1-7	.143	0-3	.000	1-2	.500	2	5	7	6.0	0	2	0	0	1	3	6.0
SOUTH DAKOTA	11/17/16	*	15	2-4	.500	2-3	.667	1-2	.500	2	2	4	5.3	3	1	0	0	0	7	6.3
STETSON	11/21/16	*	24	2-4	.500	1-3	.333	0-0	.000	0	4	4	5.0	1	1	2	0	0	5	6.0
vs Memphis	11/25/16	*	22	1-4	.250	1-4	.250	0-0	.000	0	3	3	4.6	2	2	2	0	2	3	5.4
vs NAVY	11/26/16	*	13	0-1	.000	0-1	.000	0-0	.000	1	6	7	5.0	2	3	1	0	1	0	4.5
at Tulsa	11/30/16	*	30	4-6	.667	2-3	.667	1-1	1.000	1	3	4	4.9	1	0	2	0	1	11	5.4
TEXAS TECH	12/03/16	*	24	2-6	.333	1-3	.333	0-0	.000	1	3	4	4.8	2	0	1	1	0	5	5.4
BUTLER	12/07/16	*	25	1-4	.250	1-3	.333	1-4	.250	1	2	3	4.6	3	3	1	0	1	4	5.2
at Missouri State	12/11/16	*	31	2-7	.286	0-2	.000	4-4	1.000	3	1	4	4.5	0	2	1	0	2	8	5.5
NWST	12/18/16	*	26	3-5	.600	0-2	.000	0-2	.000	1	2	3	4.4	1	1	2	0	2	6	5.5
ORU	12/21/16	*	29	1-4	.250	0-1	.000	1-4	.250	1	5	6	4.5	0	0	1	1	0	3	5.3
HOUSTON BAPTIST	12/28/16	*	20	1-4	.250	1-4	.250	0-0	.000	0	4	4	4.5	2	1	1	1	2	3	5.2
at Ole Miss	01/01/17	*	22	0-1	.000	0-1	.000	0-0	.000	0	2	2	4.3	1	1	4	0	1	0	4.8
#4 MISSISSIPPI STATE	01/05/17		25	2-6	.333	0-2	.000	1-3	.333	2	5	7	4.5	3	0	3	1	1	5	4.8
LSU	01/08/17		11	1-3	.333	0-1	.000	0-3	.000	1	2	3	4.4	3	0	2	1	0	2	4.6
at Texas A&M	01/12/17		20	0-6	.000	0-2	.000	0-0	.000	2	0	2	4.2	2	0	0	0	0	0	4.4
at Alabama	01/15/17	*	25	0-4	.000	0-3	.000	0-0	.000	1	6	7	4.4	3	2	2	0	1	0	4.1
Totals			412	26-82	.317	11-46	.239	11-27	.407	21	58	79	4.4	30	22	26	5	16	74	4.1

Games played: 18
Minutes/game: 22.9
Points/game: 4.1
FG Pct: 31.7
3FG Pct: 23.9
FT Pct: 40.7

Rebounds/game: 4.4
Assists/game: 1.2
Turnovers/game: 1.4
Assist/turnover ratio: 0.8
Steals/game: 0.9
Blocks/game: 0.3

HONORS

- Arkansas Athletic Director's List (3.5-3.99 GPA) (Fall 2015, fall 2016)


ZIMMERMAN'S CAREER STATISTICS

Season	gp-gs	min/avg	Total		3-Point		F-Throws		Rebounds				Scoring							
			fg-fga	pct	fg-fga	pct	ft-fa	pct	off	def	tot	avg	pf	fo	ast	to	blk	stl	pts	avg
2015-16	20-1	174/8.7	6-48	.125	4-33	.121	7-12	.583	12	9	21	1.1	9	0	4	15	2	4	23	1.2
2016-17	18-15	412/22.9	26-82	.317	11-46	.239	11-27	.407	21	58	79	4.4	30	0	22	26	5	16	74	4.1
TOTAL	38-16	586/15.4	32-130	.246	15-79	.190	18-39	.462	33	67	100	2.6	39	0	26	41	7	20	97	2.6

35

NOTES

- Eight games with double digit points
- First double-double of the season with 10 points and 11 rebounds against Memphis
- Selected to the Nugget Classic All-Tournament Team
- Two games with four blocks (SHSU, Tulsa)
- Career-best four assists against Butler



ALECIA COOLEY
C | SR | 6-4 | EVANSTON, ILL.

16-17 HIGHS

Points	13 vs. ULM, 11-13-16
FGM	5 vs. HBU, 12-28-16*
FGA	8 vs. South Dakota, 11-17-16*
3PM	0
3PA	0
FTM	7 vs. ULM, 11-13-16
FTA	12 vs. ULM, 11-13-16
OREB	5 vs. HBU, 12-28-16
DREB	8 vs. Memphis, 11-25-16
REB	10 vs. Memphis, 11-25-16
AST	4 vs. Butler, 12-7-16
BLK	4 vs. Tulsa, 11-30-16*
STL	1 vs. LSU, 1-8-17*
MIN	31 vs. LSU, 1-8-17*

*Most Recent

CAREER HIGHS

Points	19, ORU, 12-10-15
FGM	8, ORU, 12-10-15
FGA	10, ORU, 12-10-15
	10, vs. Florida, 1-28-16 OT
FTM	7 vs. ULM, 11-13-16
FTA	12 vs. ULM, 11-13-16
OREB	7, #24 Missouri, 1-17-16
DREB	8 vs. Memphis, 11-25-16
REB	10 vs. Memphis, 11-25-16*
	10, vs. Florida, 1-28-16 OT
AST	4 vs. Butler, 12-7-16
BLK	4 at Tulsa, 11-30-16*
STL	1 vs. LSU, 1-8-17*
	2, at Auburn, 1-24-16 OT
MIN	33, ORU, 12-10-15
	39, at Auburn, 1-24-16 OT

*Most Recent

MISCELLANEOUS

	2016-17	Career
10+ Pts	8	15
15+ Pts	-	3
20+ Pts	-	-
10+ Rebs	1	5
15+ Rebs	-	-
Double-Double	1	4
5+ Ast	-	-
Led AR in Pts	1	4
Led AR in Reb	3	8
GP/GS	18/15	48/43

HONORS

- Arkansas Academic Honor Roll (3.0-3.49 GPA) (Spring 2016)
- Nugget Classic All-Tournament Team

16-17 GAME BY GAME

Opponent	Date	gs	min	Total		3-Pointers		Free throws		Rebounds				Other				pts	avg		
				fg-fga	pct	3fg-fga	pct	ft-fa	pct	off	def	tot	avg	pf	a	t/o	blk			stl	
SAM HOUSTON STATE	11/11/16	*	26	4-8	.500	0-0	.000	4-6	.667	2	3	5	5.0	0	0	2	4	1	12	12.0	
LA-MONROE	11/13/16	*	18	3-5	.600	0-0	.000	7-12	.583	1	5	6	5.5	1	2	1	1	0	13	12.5	
SOUTH DAKOTA	11/17/16	*	31	5-8	.625	0-0	.000	2-2	1.000	1	2	3	4.7	3	1	2	1	0	12	12.3	
STETSON	11/21/16	*	24	1-3	.333	0-0	.000	5-6	.833	3	6	9	5.8	3	3	4	0	1	7	11.0	
vs Memphis	11/25/16	*	26	4-6	.667	0-0	.000	2-2	1.000	3	8	11	6.8	1	2	2	0	0	10	10.8	
vs NAVY	11/26/16	*	18	2-4	.500	0-0	.000	0-0	.000	3	4	7	6.8	0	1	4	0	1	4	9.7	
at Tulsa	11/30/16	*	24	1-6	.167	0-0	.000	2-2	1.000	1	5	6	6.7	0	0	0	4	0	4	8.9	
TEXAS TECH	12/03/16	*	31	3-11	.273	0-0	.000	0-0	.000	3	4	7	6.8	2	0	3	1	1	6	8.5	
BUTLER	12/07/16	*	16	2-3	.667	0-0	.000	0-0	.000	1	3	4	6.4	1	4	1	1	0	4	8.0	
at Missouri State	12/11/16	*	20	2-5	.400	0-0	.000	0-0	.000	4	1	5	6.3	3	1	2	1	0	4	7.6	
NWST	12/18/16	*	18	1-2	.500	0-0	.000	5-6	.833	1	2	3	6.0	1	0	2	2	0	7	7.5	
ORU	12/21/16	*	20	3-6	.500	0-0	.000	5-5	1.000	2	2	4	5.8	0	0	1	0	1	11	7.8	
HOUSTON BAPTIST	12/28/16		18	5-7	.714	0-0	.000	0-3	.000	5	3	8	6.0	1	1	1	1	0	10	8.0	
at Ole Miss	01/01/17		15	4-6	.667	0-0	.000	4-6	.667	0	1	1	5.6	2	0	1	1	1	12	8.3	
#4 MISSISSIPPI STATE	01/05/17		25	0-1	.000	0-0	.000	2-2	1.000	2	2	4	5.5	0	1	1	1	0	2	7.9	
LSU	01/08/17	*	31	3-7	.429	0-0	.000	1-2	.500	4	3	7	5.6	2	0	3	2	1	7	7.8	
at Texas A&M	01/12/17	*	20	2-5	.400	0-0	.000	0-0	.000	3	0	3	5.5	1	0	0	0	1	4	7.6	
at Alabama	01/15/17	*	30	2-4	.500	0-0	.000	6-8	.750	2	3	5	5.4	3	0	1	2	0	10	7.7	
Totals			15	411	47-97	.485	0-0	.000	45-62	.726	41	57	98	5.4	24	16	31	22	8	139	7.7

Games played: 18
Minutes/game: 22.8
Points/game: 7.7
FG Pct: 48.5
FT Pct: 72.6

Rebounds/game: 5.4
Assists/game: 0.9
Turnovers/game: 1.7
Assist/turnover ratio: 0.5
Steals/game: 0.4
Blocks/game: 1.2

COOLEY'S CAREER STATISTICS

Season	gp-gs	min/avg	Total		3-Point		F-Throws		Rebounds				Scoring							
			fg-fga	pct	fg-fga	pct	ft-fa	pct	off	def	tot	avg	pf	fo	ast	to	blk	stl	pts	avg
2015-16	30-28	699/23.3	74-148	.500	0-0	.000	48-63	.762	50	95	145	4.8	49	2	16	34	11	11	196	6.5
2016-17	18-15	411/22.8	47-97	.485	0-0	.000	45-62	.726	41	57	98	5.4	24	0	16	31	22	8	139	7.7
TOTAL	48-43	1110/23.1	121-245	.494	0-0	.000	93-125	.744	91	152	243	5.1	73	2	32	65	33	19	335	7.0

THE LAST TIME ...

// UA scored 110+
110, vs. Providence (11/16/98)
// Scored 100 points at home
101, Houston Baptist, 12-28-16
// Scored 100 points on the road
108, Baylor (3-6-91; SWC Tourn., Dallas, Texas)
// Scored 90 points on the road
91, (91-80 Win in 3OT, 2-10-13, at Alabama)
// Scored 70-79 points on the road
72, vs. Binghamton (at New Mexico) (11-30-13)
// Allowed 100 points
100, #3 Connecticut (11-14-1998)
// Allowed 80+ points
90, at Texas A&M, 1-12-17
// Allowed 70-79 points
74, at Ole Miss, 1-1-2017
// Allowed 69-60 points
60, Texas Tech 12-3-16
// Held opponent to 60-50 points
50 at Alabama, 1-15-17
// Held opponent to 40-49 points
40, Houston Baptist, 12-28-16
// Held opponent to 39-30
36, Northwestern State, 12-18-16
// Held opponent under 45 points three cons. games
45, SHSU (11-8-13, W 81-45);
33 ORU (11-13-13, W 91-33);
45, Furman (11-16-13, W, 74-45)
// Held an SEC opponent under 50 points in 3 cons. games
47, Auburn (1-29-15, W, 52-47); 42, Alabama
(2-1-15, W, 53-42); #24/21 Georgia (2-9-15, W, 54-48)
// Held opponent to 29 points or less
23, Binghamton, 11-30-13
// Scored 90-99 points
91 vs. Memphis, 11-25-16
// Scored 80-89 points
86, Mississippi Valley State (12-28-15)
// Scored 70-79 points
70 vs. Navy, 11-26-16
// Scored 60-69 points
68 at Alabama, 1-15-17
// Was held to 50-59
52, LSU 1-8-17
// Was held to 49-40
48, at Missouri (2-14-16)
// Was held to 39-20
32, at No. 2 South Carolina (1-3-16)
// Was held to 20 or less
N/A
// Held an opponent under 15 points in a half
13, Northwestern State, 12-18-16
// Won an overtime game
91-80 Win in 3OT, 2-10-13, at Alabama
// Lost an overtime game
Florida (71-66), 1-28-16
// Won a double overtime game
73-72, vs. Florida (1-29-12)
// Lost a double overtime game
N/A
// Won a triple overtime game
91-80 Win in 3OT, 2-10-13, at Alabama
// Played consecutive overtime games
1-24-16 at Auburn (lost); 1-28-16 vs Florida (lost)
// Won a regular season tournament
Nugget Classic (Reno, Nev., Nov. 25-26, 2016)
// Made 30-39 field goals
38, Houston Baptist, 12-28-16
// Made 20-29 field goals
27 at Alabama, 1-15-17
// Made 10-19 field goals
17, LSU 1-8-17
// Held opponent under 15 field goals
14, Houston Baptist, 12-28-16

// Made 10 three-point field goals
10, Houston Baptist, 12-28-16
// Did not make a three point basket (began in 1986)
0-10, at Mississippi State (L 44-47), 2-3-13
// Made 30 free throws
38 at Florida (38-54); (2-22-04)
// Made 15+ Free Throws
15, Houston Baptist, 12-28-16
// Shot 40-49 or better from the field
45.0 (27-60) at Alabama, 1-15-17
// Shot 50-59 or better from the field
52.1 (38-73), Houston Baptist, 12-28-16
// Shot 60 percent or better from the field
.600 (36-60) vs. Ole Miss (W, 93-52; 3-3-13)
// Held to less than 40 percent from the field
37.0 (17-46), LSU 1-8-17
// Held to less than 30 percent from the field
29.6 (16-54), #4 Mississippi State, 1-5-17
// Held to less than 20 percent from the field
.182 (10-55) vs. No. 6/7 Tennessee (1-8-12; L, 38-69)
// Allowed opponent to shoot over 50% from the field
66.0 (35-53), at Texas A&M, 1-12-17
// Held opponent to less than 40% from the field
30.9 (17-55) at Alabama, 1-15-17
// Held opponent to less than 30% from the field
29.2 (7-24) at Alabama, 1-15-17
// Held opponent to less than 20% from the field in a single half:
.136 (3-22), First Half, Binghamton, 11-30-13
.200 (5-25), First Half, MVSU, 12-28-13
.200 (5-25), First Half, Grambling State, 12-29-14
// Held opponent under 15% from three-point distance
.143 (2-14) at Tulsa, 11-30-16
// Had 70+ rebounds
74, Mississippi Valley State (11-24-89)
// Had 60-69 rebounds
65, Grambling State, 12-29-14
// Had 50-59 rebounds
51, Houston Baptist, 12-28-16
// Had five or more blocked shots in a game
9, #4 Mississippi State, 1-5-17
// Had 20 or more assists in a game
27, Houston Baptist, 12-28-16
// Had 20 or more steals in a game
20, ORU (11-13-13)
// Had 15 or more steals in a game
18, Oregon, (11-25-12, W 79-67)
// Had 10 or more steals in a game
12, Houston Baptist, 12-28-16
// Had 20 or more turnovers in a game
21 vs. Navy, 11-26-16
// Forced 20 or more turnovers in a game
21 vs. Butler, 12-7-16
// Forced 25 or more Turnovers in a game
20, at Auburn (1-24-16)
// Defeated a ranked team
77-76, #17/16 Iowa (Las Vegas), 12-18-14
54-48, #24/21 Georgia, 2-9-15
57-55, No. 22/25 Northwestern, 3/20/15
67-61, No. 13 Texas A&M, 1-7-16
64-59, No. 13 Tennessee, 1-14-16
64-52, No. 24 Missouri, 1-17-16
// Defeated a ranked team on the road
57-53, at #19/18 LSU, 2-23-14
77-76, #17/16 Iowa (Las Vegas), 12-18-14
// All-time SEC record
130-217 (25 years)
// All-time SEC win streak
8 games (1-15-12: Auburn through 2-15-12: at Auburn)
// All-time SEC home win streak
5 games (1-15-12: Auburn through 2-9-12: S. Carolina)

THE LAST TIME A RAZORBACK PLAYER ...

// Scored 20-24 points
20, Aaliyah Wilson, at Texas A&M, 1-12-17
// Scored 25-29 points
25, Jessica Jackson vs. No. 13 Tennessee (1-14-16)
// Scored 30+ points
34, Jessica Jackson, Houston Baptist, 12-28-16
// Scored 20+ points seven times in a season
Jessica Jackson, 2013-14 (22 vs. MTSU, 22 at Missouri, 23 at Florida, 24 at Georgia, 31 vs. Ole Miss, 23 at Kentucky, 25 at LSU)
// Scored 20+ points eight times in a season
Jessica Jackson, 2015-16 (20 vs. SHSU; 24 at SDSU; 29 vs. Tulsa, 22 vs. La.; 22 vs. No. 5 Texas; 20 at No. 5 MSU; 25 vs. #13 Tennessee; 25 vs. Alabama; 20)
// Double figures in 15 consecutive games (Season)
Jessica Jackson, 11/11/16-; LSU 1-8-17
// Scored 23+ points in three consecutive games
Jessica Jackson (24 at Georgia 1-16-14, 31 vs. Ole Miss 1-19-14, 23 at Kentucky 1-26-14)
// Three players scored double figures in 1 game
at Texas A&M, 1-12-17 (Monk, Wilson, Swenson)
// Four players scored double figures in 1 game
at Ole Miss, 1-1-2017 (Jackson, Swenson, Mason, Cooley)
// Four players scored doubles figures in a game for 4 consecutive games
12-6-12 - 12-21-12; vs. Kansas, Furman, MVSU, and NSU
// Five players scored double figures in 1 game
at Alabama, 1-15-17 (Monk, Mason, Cosper, Cooley, Swenson)
// Made 10+ field goals in a game
12, Jessica Jackson, Houston Baptist, 12-28-16
// Attempted 15-20 field goals in a game
15, Aaliyah Wilson, at Texas A&M, 1-12-17
// Attempted 20+ field goals in a game
23, Jessica Jackson vs. No. 5 Texas (1-20-16)
// Attempted 10 free throws in a game
14, Jessica Jackson, Ole Miss, 2-28-16
// Made 5 or more three-pointers in a game
5, Jessica Jackson at #19/18 LSU, 2-23-14
// Attempted 10+ three-pointers in a game
11, Bria Pitts at #19/18 LSU, 2-23-14
// Had 10-14 rebounds
10, Jessica Jackson, at Ole Miss, 1-1-2017
// Had 15+ rebounds
20, Melissa Wolff, New Orleans, 1-30-15
// Had 10 offensive rebounds - Records go back to 05-06
11, Melissa Wolff vs. New Orleans (1-30-15)
// Had 10 defensive rebounds - Records go back to 05-06
11, Jessica Jackson, LSU (2/22/15)
// Had 10+ assists
10, Jaielyn Mason, at Ole Miss, 1-1-2017
// Had 10+ assists in consecutive games
Jaielyn Mason (11 vs. HBU, 12-28-16 and 10 at Ole Miss, 1-1-17)
Calli Berna (11 vs. No. 10/8 KY 2/7/13 and 11 at UA 2/10/13)
// Had 5+ blocks in a game
(3x) 5, Jessica Jackson (vs. ORU, 11-13-13); (No. 25 Vanderbilt, 2-20-14); (at Tulsa, 12-14-14)
// Had 10 or more blocks in a game
9, Robyn Irwin vs. SMSU, 12-19-88 (school record)
// Had 5 or more steals in a game
5, Brianna Freeman vs. South Dakota (12-16)
// Had a double-double
10/10 asst, Jaielyn Mason, at Ole Miss, 1-1-2017
11/10, Jessica Jackson, at Ole Miss, 1-1-2017
// Had a double-double in two straight games
2016-17, Jessica Jackson 43/10 vs. HBU, 12-28-16 and 11/10 at Ole Miss, 1-1-17
2016-17, Jaielyn Mason, 10/11 vs. HBU, 12-28-16 and 10/10 at Ole Miss, 1-1-17

2015-16, Jessica Jackson 13/10 vs. SE Louisiana, 11-13-15; 20/13 vs. SHSU, 11-15-15
// Had two players record a double-double
10/10 asst, Jaielyn Mason, at Ole Miss, 1-1-17
10/11, Jessica Jackson, at Ole Miss, 1-1-17
// Had six double-doubles in a season
Melissa Wolff, 2014-15 (Nicholls, Savannah State, Richmond, Grambling State, Tennessee, Northwestern)
// Had 10+ double-doubles in a season
2006-07, Lauren Ervin (14)
// Had a triple-double
14 pts, 13 reb, 12 asts, C'eira Ricketts vs. Auburn (1-18-2009)



JESSICA JACKSON
6-3 | F | SR | Jacksonville, Ark.



AALIYAH WILSON
5-10 | G/F | FR | Muskogee, Okla.



MALICA MONK
5-5 | G | SO | N. Little Rock, Ark.



KEIRYN SWENSON
6-1 | G/F | SO | Wichita, Kan.




JAILYN MASON
5-9 | PG | FR | Mason, Ohio



SYDNEY STOUT
6-0 | F | FR | Bixby, Okla.



DEVIN COSPER
5-10 | G | JR | Coffeyville, Kan.



BAILEY ZIMMERMAN
6-0 | G/F | SO | St. Vincent, Ark.



ALECIA COOLEY
6-4 | C | SR | Evanston, Ill.



YASMEEN RATLIFF
6-5 | C | FR | Alpharetta, Ga.



JIMMY DYKES
Arkansas, 1985 | 3rd Season



TARI CUMMINGS
Oklahoma State, 2003 | 6th Season



TOMMY DEFFEBEAUGH
Drury College, 1985 | 2nd Season



CHENEL HARRIS
Kent State, 2010 | 1st Season